Walsh Construction
A MEMBER OF The Walsh Group

TO: DLZ
9305 Calumet Avenue Ste F1
Munster, IN 46321

ATTN: Mr. Lee Randell, P.E.

Date: December 2, 2020
Contract: B-36229-A 45th Street Grade Separation
Subject: Letter #030: T-Wall No. 3 Re-excavation and Backfill

Dear Mr. Randell

Please see attached Walsh Construction II, LLC Claim Submission for T-Wall No. 3 Re-Excavation and Backfill. Per INDOT SS 105.16(c)2 Walsh is requesting that this claim be elevated to a District Level Review. Please let me know if you have any questions or require any additional information.

We look forward to your review and hope we can move past this issue for a successful project completion.

Sincerely,

M. Herz

Mike Herz
Project Manager
Walsh Construction

Cc: Brad Dailey, P.E.
Cortney Beale, P.E.
Dustin Anderson
Jonathon Kruger, P.E.
Marc Arena
David Barich

Walsh Construction
A MEMBER OF The Walsh Group

B-36229-A

Claim for

T-Wall No. 3 Re-Excavation and Backfill

Walsh Construction
A MEMBER OF The Walsh Group

TABLE OF CONTENTS

BASIS OF CLAIM Page 4

NOTARIZED STATEMENT FROM BRAD KOESTER Page 8

EXHIBIT A
Email dated September 14, 2020 DLZ/INDOT direction to excavate backfill material Page 9

EXHIBIT B
Email dated September 15, 2020 Walsh Response to Sep. 14, 2020 email from DLZ/INDOT Page 10

EXHIBIT C
Email dated November 3, 2020 Walsh Response to Sep. 14, 2020 email from DLZ/INDOT Page 12

EXHIBIT D
Email dated November 4, 2020 DLZ/INDOT response to Walsh proposal of compensation Page 13

EXHIBIT E
Cost Breakdown for this Work Page 14

EXHIBIT F
Contact Documents and Drawings Page 15

EXHIBIT G
Supporting documentation for the Cost Breakdown Page 38

EXHIBIT H
Visual Aid Drawing (not to scale) Page 83

Walsh Construction
A MEMBER OF The Walsh Group

BASIS OF CLAIM

Walsh Construction II, LLC (Walsh) respectfully submits this claim for compensation associated with excavation of T-Wall No. 3 backfill material and replacing with INDOT No. 8 stone. As required by section 105.02 of the INDOT Standard Specification, Walsh submitted Working Drawings for INDOT review of design features. Walsh performed the initial work in accordance with the Working Drawings and Contract Specifications. Walsh employed a third-party engineering firm (Advanced Engineering Services) to perform soil testing, daily quality assurance and inspection for wall construction and soils work to confirm contract requirements are met.

- The design features in question and included in the Working Drawings are the backfill material types, limits for the differing types, and requirements for placement and compaction. (See Exhibit F)

As construction of T-Wall #3 continued in accordance with the working drawings but prior to the completion, CN and Knight Engineering voiced concerns with the compaction of the soil material but no mention of the backfill material type.

- Walsh removed the soil backfill material to existing grade and recompacted per the request of CN and INDOT
- This work was performed under the inspection of Walsh's third party, DLZ, and Knight engineering.
- All acceptance testing passed, and that information was shared with DLZ per the contract.
- This initial rework was performed without request for payment.

Three months after construction of T-Wall No.3 was completed INDOT directed Walsh to excavate the portion of the soil backfill within the railroad embankment, replace with INDOT #8 stone, and complete the remaining areas to be backfilled with INDOT #8 Stone. This direction was based on the February 17, 2019 pre-bid Question and Answer response below.

Q: Thu 2/14/2019 2:41 PM
Please confirm that existing railroad embankment material can be re-used to backfill the over excavation of the Concrete Structure that is outside of the Structure Backfill, Type 3 Limits.

Please confirm that existing material excavated for the T-Walls can be re-used to backfill the over excavation areas beyond the T-Wall stems / Select Backfill areas.

A: Sun 2/17/2019 1:59 PM
The existing material excavated from railroad embankment or T-Wall areas can be reused to backfill the over-excavated areas within the railroad embankment as long as the material meets the requirement of section 211 and project special provisions. This material may be used in areas outside the railroad embankment as long as it meets the requirements of INDOT Standard Specifications, section 206.07.

It is the understanding of Walsh Construction that INDOT's position is based on the contact documents including the Q&A provided the necessary information to produce a working drawing that outlines the limits of railroad embankment.

- The CN mainline track alignment design does not tie to the proposed contract alignments of Line A or Line PRA.
- Mainline track embankment limits could not be determined by Walsh Construction.
- There is no mention within CN Track standards that would indicate a b-borrow embankment requirement.

It is the position of Walsh Construction the line and grade directed to be excavated and backfilled with INDOT #8 stone was not provided within contract documents nor adequately clarified by the Q&A therefore could not be included in the Working Drawings or our bid proposal.

Walsh Construction
A MEMBER OF The Walsh Group

Per the requirements of INDOT Specification 105.16 (b) 1, WCC submits the following information:

a. Walsh statements of the claim, with dates, locations, and items of work affected by the changed conditions can be found above in the basis for the claim and all attached items referenced.
b. DLZ/INDOT directed Walsh on September 14, 2020 to excavate and expose the soil backfill material for DCP testing. (EXHIBIT A)
c. Walsh responded to DLZ/INDOT on September 15, 2020 stating compensation was needed for this work. (EXHIBIT B)
d. Daily records for this work are supplied in EXIBIT G
e. Mike Herz – Walsh Project Manager, Marc Arena – Walsh Senior Project Manager,
Lee Randell – DLZ/INDOT Representative, Brad Dailey – DLZ, Cortney Beale – INDOT Area Engineer,
Dustin Anderson – Town of Munster have full knowledge of this claim.
f. INDOT SS 104.02 (c) Changed Condition when the character of the work differed materially in kind from the original proposed construction supports this claim.
g. Walsh reworked the area in question on June 08, 2020 in effort to mitigate this claim. Also, an email from Walsh to DLZ/INDOT providing compensation option using existing pay items. (EXHIBT C)
h. Documents related to this claim are:
    - September 14, 2020 – Email direction from Lee Randell (DLZ) to Mike Herz (Walsh) to excavate and expose soil backfill material "to at least 3 feet below the existing grade" for DCP testing.
    - September 14, 2020 – Email response from Mike Herz (Walsh) to Lee Randell (DLZ) requesting plan for compensation of excavation
    - September 14, 2020 – Email response from Lee Randell (DLZ) to Mike Herz (Walsh) stating Unclassified Excavation item will be used for payment.
    - September 15, 2020 – Email response from Mike Herz (Walsh) to Lee Randell (DLZ) in disagreement of Unclassified Excavation item as being the only method of compensation.
    - November 03, 2020 – Email from Mike Herz (Walsh) to Lee Randell (DLZ) providing compensation option using existing pay items and intention of filing claim should an agreement not be reached
    - November 04, 2020 – Email from Lee Randell (DLZ) to Mike Herz (Walsh) stating "Our position remains the same that wall construction includes all materials, equipment and labor as stated in the contract documents."
i. Walsh does not believe INDOT's position is in breach of contract, however Walsh does believe additional compensation is justifiable per INDOT SS 104.02
j. Walsh is requesting $41,621.04 which represents the cost to complete the excavation and backfill with INDOT #8 stone as directed. See EXHIBIT E for cost breakdown and EXIBIT G for backup for that cost.
k. No additional time is being requested with this claim.
l. See page 7 for notarized statement signed by Brad Koester, Business Group Leader, Walsh Group.

Walsh Construction
A MEMBER OF The Walsh Group

Below you will find timeline of events that led up to this claim submission as well as additional information

- September 09, 2019 – T-Wall No. 3 submitted for review and approval
- September 13, 2019 – T-Wall No. 3 submittal was returned with comments
- January 14, 2020 – T-Wall No. 3 final submittal with comments addressed was sent to CN for review
- February 10, 2020 – CN takes no exception to the submittal.
- April 14, 2020 – Construction of T-Wall No. 3 began
- May 29, 2020 – Meeting between CN/Knight Eng./DLZ/Walsh to discuss CN concerns with backfill
- June 08-09, 2020 – Walsh excavated soil backfill and re-compacted to mitigate CN concerns with soil material without request for payment.
- June 19, 2020 – Construction of T-Wall No. 3 was completed except for adjacent to the Underpass
- September 14, 2020 – Email direction from Lee Randell (DLZ) to Mike Herz (Walsh) to excavate and expose soil backfill material "to at least 3 feet below the existing grade" for DCP testing.
- September 14, 2020 – Email response from Mike Herz (Walsh) to Lee Randell (DLZ) requesting plan for compensation of excavation
- September 14, 2020 – Email response from Lee Randell (DLZ) to Mike Herz (Walsh) stating Unclassified Excavation item will be used for payment.
- September 15, 2020 – Walsh began excavation as directed by Lee Randell (DLZ)
- September 15, 2020 – Email response from Mike Herz (Walsh) to Lee Randell (DLZ) in disagreement of Unclassified Excavation item as being the only method of compensation.
- September 18, 2020 – Conference call between Mike Herz (Walsh), Marc Arena (Walsh), Brad Dailey (DLZ), and Lee Randell (DLZ) to discuss Underpass and T-Wall No. 3 backfill. DLZ to discuss T-Wall No. 3 excavation and backfill work further internally and provide comment to Walsh.
- September 26, 2020 – Walsh completed T-Wall No. 3 backfill with INDOT #8 stone
- October 09, 2020 – Meeting between Dustin Anderson (Munster), Brad Dailey (DLZ), Lee Randell (DLZ), Cortney Beale (INDOT), Marc Arena (Walsh), and Mike Herz (Walsh), it was INDOT/DLZ's position this work was not compensable. Walsh would review the last email correspondence and provide comments to DLZ/INDOT.
- November 03, 2020 – Email from Mike Herz (Walsh) to Lee Randell (DLZ) providing compensation option using existing pay items and intention of filing claim should an agreement not be reached
- November 04, 2020 – Email from Lee Randell (DLZ) to Mike Herz (Walsh) stating "Our position remains the same that wall construction includes all materials, equipment and labor as stated in the contract documents."

Walsh Construction
A MEMBER OF The Walsh Group

December 2, 2020

INDOT Project B-36225-A

Re: T-Wall No. 3 Extra Work

To Whom It May Concern;

I hereby acknowledge that this claim is made in good faith. No portion of the claim has been previously paid, and the amount of the claim and the supporting documents are true, accurate, and reflect what Walsh Construction believes to be INDOT's liability.

Brad Koester
Business Group Leader

STATE OF INDIANA

COUNTYOF Lake

Before me, the undersigned, a Notary Public, in and for said County and State, this 2 day of December, 2020 personally appeared Brad Koester of Walsh Construction and acknowledged the execution of the foregoing instrument.

Notary Public

Print Name: Lori A. Snyder

My Commission Expires: 7-15-23

LORI A. SNYDER
Notary Public, State of Indiana
St. Joseph County
Commission # 669444
My Commission Expires
July 15, 2023

Herz, Michael

From: Lee Randell, P.E. <lrandell@dlz.com>
Sent: Monday, September 14, 2020 6:00 PM
To: Herz, Michael
Subject: [EXTERNAL] B-36229 Wall 3 Mixed Aggregate Backfill Removal

CAUTION: This email originated from outside the organization. Do not click links or open attachments unless you are expecting them and know the content is safe.

Mike,

Per our recent conversation, please begin removal of the mixed aggregate fill to expose clay as soon as possible (i.e. tomorrow). Per EOR Geotech recommendation, remove the mixed surficial fill to expose the clay and test to at least 3 feet below the excavated grade. If the clay passes DCP testing, then placement of new fill to establish the ballast subgrade may continue. However, If the clay material fails DCP tests, all 3 feet of clay fill shall be excavated and placed back in 8 inch loose lifts, each lift shall be properly compacted and tested via DCP.

Please let me know if you have any questions.

Thank you,

Lee Randell, P.E. | Civil Engineer

574-236-4400 (office) | 219-730-8585 (cell)
lrandell@dlz.com | www.dlz.com

DLZ
ARCHITECTURE - ENGINEERING - PLANNING
SURVEYING - CONSTRUCTION SERVICES

INNOVATIVE IDEAS
EXCEPTIONAL DESIGN
UNMATCHED CLIENT SERVICE

LinkedIn | Twitter | FaceBook | Issuu

Herz, Michael

From: Herz, Michael
Sent: Tuesday, September 15, 2020 5:42 AM
To: Lee Randell, P.E.
Cc: Hartwig, Mark; Arena, Marc; Brad Dailey, P.E.
Subject: RE: [EXTERNAL] B-36229 Wall 3 Mixed Aggregate Backfill Removal

Lee,

Based on what you are directing in the below email(s), your intention is for Walsh to re-excavate the area a third time in stages while waiting for additional direction? Then place/compact material back in the excavation? I do not agree with Unclassified Ex as compensation for what you are describing. I suggest alternate payment under an agreed change order, use of additional existing pay items in conjunction with unclassified ex, or force account.

I would like to agree on payment before starting this additional work.

Mike

From: Lee Randell, P.E. <lrandell@dlz.com>
Sent: Monday, September 14, 2020 8:42 PM
To: Herz, Michael <mherz@walshgroup.com>
Cc: Hartwig, Mark <mhartwig@walshgroup.com>; Arena, Marc <marena@walshgroup.com>; Brad Dailey, P.E. <bdailey@dlz.com>
Subject: RE: [EXTERNAL] B-36229 Wall 3 Mixed Aggregate Backfill Removal

CAUTION: This email originated from outside the organization. Do not click links or open attachments unless you are expecting them and know the content is safe.

Mike,

Unclassified excavation. Adding this operation to tomorrow's activities is appreciated.

Lee

From: Herz, Michael <mherz@walshgroup.com>
Sent: Monday, September 14, 2020 6:23 PM
To: Lee Randell, P.E. <lrandell@dlz.com>
Cc: Hartwig, Mark <mhartwig@walshgroup.com>; Arena, Marc <marena@walshgroup.com>
Subject: Re: [EXTERNAL] B-36229 Wall 3 Mixed Aggregate Backfill Removal

EXTERNAL: Message origin is from an external network. Use proper judgment and caution when opening attachments, clicking links, or responding to this email.

Lee,

Can you provide details in how Walsh will be compensated for this extra work?

Meanwhile, Walsh will do what we can to add this to tomorrow's activities.

Mike

On Sep 14, 2020, at 6:00 PM, Lee Randell, P.E. <lrandell@dlz.com> wrote:

CAUTION: This email originated from outside the organization. Do not click links or open attachments unless you are expecting them and know the content is safe.

Mike,

Per our recent conversation, please begin removal of the mixed aggregate fill to expose clay as soon as possible (i.e. tomorrow). Per EOR Geotech recommendation, remove the mixed surficial fill to expose the clay and test to at least 3 feet below the excavated grade. If the clay passes DCP testing, then placement of new fill to establish the ballast subgrade may continue. However, If the clay material fails DCP tests, all 3 feet of clay fill shall be excavated and placed back in 8 inch loose lifts, each lift shall be properly compacted and tested via DCP.

Please let me know if you have any questions.

Thank you,

Lee Randell, P.E. | Civil Engineer

574-236-4400 (office) | 219-730-8585 (cell)
lrandell@dlz.com | www.dlz.com

DLZ
ARCHITECTURE - ENGINEERING - PLANNING
SURVEYING - CONSTRUCTION SERVICES

INNOVATIVE IDEAS
EXCEPTIONAL DESIGN
UNMATCHED CLIENT SERVICE

LinkedIn | Twitter | FaceBook | Issuu

Exhibit C

Herz, Michael

From: Herz, Michael
Sent: Tuesday, November 3, 2020 8:03 AM
To: Lee Randell, P.E.; Brad Dailey, P.E.; Courtney Beale
Cc: Hartwig, Mark; Arena, Marc
Subject: RE: [EXTERNAL] B-36229 Wall 3 Mixed Aggregate Backfill Removal

Lee,

In a meeting on October 10, 2020 between Walsh/DLZ/INDOT/Munster is was agreed that Walsh would review the last correspondence on this topic and respond in effort to continue this conversation. Below is the last correspondence I have pertaining Wall 3 re-work. As you can see, no further payment suggestions were provided with DLZ's direction to perform this work.

I understand INDOT/DLZ's position to be that Walsh should have understood these locations and used backfill material that complies with INDOT 211. However, when I've asked how Walsh was to determine this locations and no design can be provided. Therefore it is the position of Walsh Const. this extra work cost should be fully compensated. In the effort to minimize work load, Walsh is willing to use existing pay items to recover this cost. Below are item numbers and quantities of actual work performed that Walsh believes is fair and reasonable compensation.

ITEM NUMBER	DESCRIPTION	UNITS	UNIT PRICE	QUANTITY	AMOUNT
028	Common Excavation	CY	$14.76	620 CY	$9,151.20
038	B Borrow	CY	$23.69	1,010.80 CY	$23,945.85
126	Geotextile for Underdrain	SY	$2.12	500 SY	$1,060.00
CO TBD	Cost of Material Difference	TN	$2.75	1,819.44 TN	$5,003.46

If your position remains the same, it will be Walsh's intention to follow INDOT SS claim process. Let me know your thoughts.

Mike

From: Herz, Michael
Sent: Tuesday, September 15, 2020 5:42 AM
To: Lee Randell, P.E. <lrandell@dlz.com>
Cc: Hartwig, Mark <mhartwig@walshgroup.com>; Arena, Marc <marena@walshgroup.com>; Brad Dailey, P.E. <bdailey@dlz.com>
Subject: RE: [EXTERNAL] B-36229 Wall 3 Mixed Aggregate Backfill Removal

Lee,

Based on what you are directing in the below email(s), your intention is for Walsh to re-excavate the area a third time in stages while waiting for additional direction? Then place/compact material back in the excavation? I do not agree with Unclassified Ex as compensation for what you are describing. I suggest alternate payment under an agreed change order, use of additional existing pay items in conjunction with unclassified ex, or force account.

I would like to agree on payment before starting this additional work.

Exhibit D

Herz, Michael

From: Lee Randell, P.E. <lrandell@dlz.com>
Sent: Wednesday, November 4, 2020 5:07 PM
To: Herz, Michael; Brad Dailey, P.E.; Courtney Beale
Cc: Hartwig, Mark; Arena, Marc
Subject: RE: [EXTERNAL] B-36229 Wall 3 Mixed Aggregate Backfill Removal

CAUTION: This email originated from outside the organization. Do not click links or open attachments unless you are expecting them and know the content is safe.

Mike,

Our position remains the same that wall construction includes all materials, equipment and labor as stated in the contract documents.

Lee Randell, P.E. | Civil Engineer

574-236-4400 (office) | 219-730-8585 (cell)
lrandell@dlz.com | www.dlz.com

DLZ
ARCHITECTURE - ENGINEERING - PLANNING
SURVEYING - CONSTRUCTION SERVICES

INNOVATIVE IDEAS
EXCEPTIONAL DESIGN
UNMATCHED CLIENT SERVICE

LinkedIn | Twitter | Facebook | Issuu

From: Herz, Michael <mherz@walshgroup.com>
Sent: Tuesday, November 03, 2020 8:03 AM
To: Lee Randell, P.E. <lrandell@dlz.com>; Brad Dailey, P.E. <bdailey@dlz.com>; Courtney Beale <cbeale@indot.in.gov>
Cc: Hartwig, Mark <mhartwig@walshgroup.com>; Arena, Marc <marena@walshgroup.com>
Subject: RE: [EXTERNAL] B-36229 Wall 3 Mixed Aggregate Backfill Removal

EXTERNAL: Message origin is from an external network. Use proper judgment and caution when opening attachments, clicking links, or responding to this email.

Lee,

In a meeting on October 10, 2020 between Walsh/DLZ/INDOT/Munster is was agreed that Walsh would review the last correspondence on this topic and respond in effort to continue this conversation. Below is the last correspondence I have pertaining Wall 3 re-work. As you can see, no further payment suggestions were provided with DLZ's direction to perform this work.

I understand INDOT/DLZ's position to be that Walsh should have understood these locations and used backfill material that complies with INDOT 211. However, when I've asked how Walsh was to determine this locations and no design can be provided. Therefore it is the position of Walsh Const. this extra work cost should be fully compensated. In the effort to minimize work load, Walsh is willing to use existing pay items to recover this cost. Below are item numbers and quantities of actual work performed that Walsh believes is fair and reasonable compensation.

EXHIBIT E

WALSH CONSTRUCTION

Extra Work Summary

Date: November 16, 2020

Project Number: B-36229-A
Project Name: 45th and Calumet
Title: T-Wall No. 3 Excavation and Backfill Extra Work

Item Number	Description	Quantity	Unit	Unit Cost	Mark-up Rule	Mark-up Cost	Total Unit	Total Cost
	Walsh Labor Cost	1	LS	$4,834.93	L	$966.99	$5,801.92	$5,801.92
	Walsh Equipment Cost	1	LS	$3,906.41	E	$468.77	$4,375.18	$4,375.18
	Walsh Material Cost	1	LS	$26,691.31	M	$3,202.96	$29,894.27	$29,894.27
	Walsh Subcontractor Cost	1	LS	$879.40	S1	$87.94	$967.34	$967.34
	Bond and Insurance Cost (.0129%)	1	LS	$529.40	S1	$52.94	$582.34	$582.34
	Total Extra Work =	**1**	**LS**					**$41,621.04**

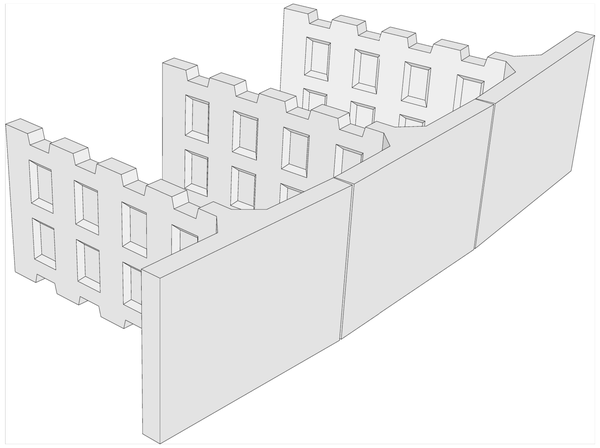

Exhibit F

REINFORCED EARTH®

12001 Sunrise Valley Drive, Suite 400, Reston, VA 20191 (703) 547-8797
www.reinforcedearth.com

T-WALL DESIGN SUBMITTAL FOR 19735 TEL

INDEX OF DRAWINGS		
Rev. No.	Sheet Number	Sheet Title
2 1	1	COVER SHEET
	2	T-WALL NOMENCLATURE (1)
1	3	T-WALL NOMENCLATURE (2)
1	4	GENERAL T-WALL NOTES (1)
1	5	GENERAL T-WALL NOTES (2)
1	6	PLAN AND DETAILS
1	7	ELEVATIONS
1	8	SECTION AND QUANTITIES
1	9	T-WALL & CHAINLINK FENCE DETAILS
1	10	REBAR - HALF UNITS (1)
1	11	REBAR - HALF UNITS (2)
1	12	REBAR - STANDARD UNITS (1)
1	13	REBAR - STANDARD UNITS (2)
1	14	REBAR - THREE QUARTER TOP UNITS (1)
1	15	REBAR - THREE QUARTER TOP UNITS (2)
1	16	REBAR - THREE QUARTER TOP UNITS (3)
1	17	REBAR - STANDARD TOP UNITS (1)
1	18	REBAR - STANDARD TOP UNITS (2)
1	19	REBAR - STANDARD TOP UNITS (3)

T-WALL® UNIT WEIGHTS	
PANEL TYPES	WEIGHTS
2.5 X 7.5 X 16 STD	4,581 lbs
2.5 X 7.5 X 20 STD	6,004 lbs
5.0 X 7.5 X 10 STD	8,470 lbs
5.0 X 7.5 X 12 STD	9,187 lbs
5.0 X 7.5 X 14 STD	9,903 lbs
5.0 X 7.5 X 16 STD	10,620 lbs
SPECIAL TOP UNITS	
MAXIMUM	13,486 lbs
MINIMUM	7,432 lbs

MUNSTER, IN
45th STREET GRADE SEPARATION AT C.N.R. -- WALL 3
SEPTEMBER 6, 2019
IN-DOT PROJECT

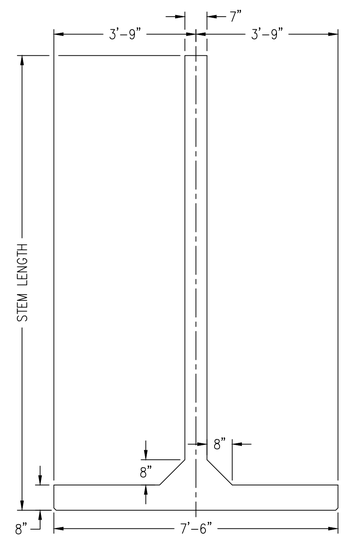

TOP VIEW

NOTE:
- SEE T-WALL® UNIT REINFORCING DETAILS FOR ADDITIONAL UNIT DIMENSIONS AND DETAILS.

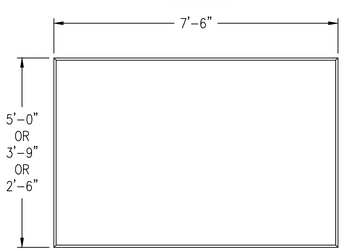

FRONT VIEW

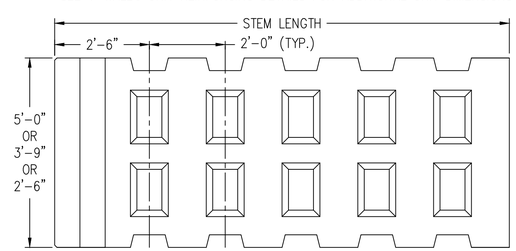

SIDE VIEW

TYPICAL STANDARD T-WALL® UNIT (12'-0" STEM SHOWN)

LEGEND

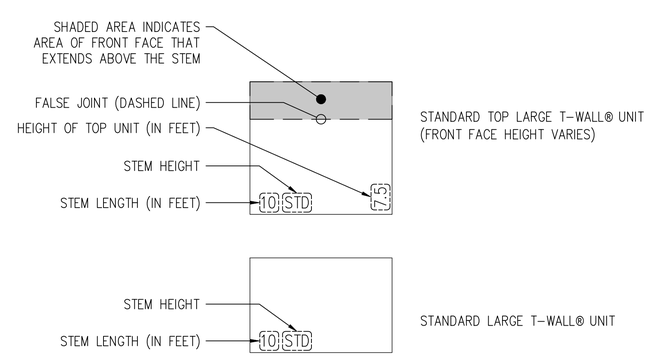

TYPICAL PANEL NOTATION
NO SCALE

CERTIFIED WITH RESPECT TO INTERNAL STABILITY OF T-WALL STRUCTURES ONLY

ALEXANDER ABRAHAM REGISTERED No. PE11700449 STATE OF INDIANA PROFESSIONAL ENGINEER
1/13/2020

CONTRACTOR: WALSH CONSTRUCTION 1

PRECASTER: PRECAST SOLUTIONS, INC. WHITESTOWN, IN 2

INDOT PROJECT NO. 0710056

This drawing contains information proprietary to The Reinforced Earth Company, and is being furnished for the use of INDIANA DEPARTMENT OF TRANSPORTATION only in connection with this project, and the information contained herein is not to be transmitted to any other organization unless specifically authorized in writing by The Reinforced Earth Company. The Reinforced Earth Company is the exclusive licensee in the United States under patents held by our affiliated companies, and the furnishing of this drawing does not constitute an expressed or implied license under any applicable patents.

The design contained on these drawings is based on information provided by the Owner. Based on the geometry, soil density, soil strength and loading parameters provided in the contract plans, the design is certified with respect to 1) Internal Stability and 2) the following Local External Stability conditions: Block Sliding (PR ≥ 1.0), and eccentricity (e < B/6) measured from the center of the reinforced mass. Foundation bearing capacity, settlement and global stability are the responsibility of the Owner.

REINFORCED EARTH®
12001 Sunrise Valley Drive, Suite 400, Reston, VA 20191 (703) 547-8797
www.reinforcedearth.com

"T-WALL®" AND THE REINFORCED EARTH LOGO ARE REGISTERED TRADEMARKS OF THE REINFORCED EARTH COMPANY.

DESIGNED BY: CJW				PROJECT NAME	BRIDGE 45TH GRADE SEPARATION AT C.N.R. - WALL 3	DATE: 07-10-19
PROJECT ENGR: AB	2	1/13/2020	REVISED PER CONTRACTOR COMMENTS	LOCATION	MUNSTER, IN	CONTRACT No: RE-19735 TEL
CHECKED BY: KD	1	11/12/2019	REVISED PER REVIEWER COMMENTS	OWNER	INDIANA DEPARTMENT OF TRANSORTATION	DRAWING No: 1 OF 19
ENGR MANAGER: KD	REV.	DATE	DESCRIPTION	DRAWING COVERS	COVER SHEET	SCALE: AS SHOWN

R:\RE19735_TEL_CN_45_St_Munster_IN\FINAL\ACAD\WALL_3\19735_COVER_SHEET.dwg

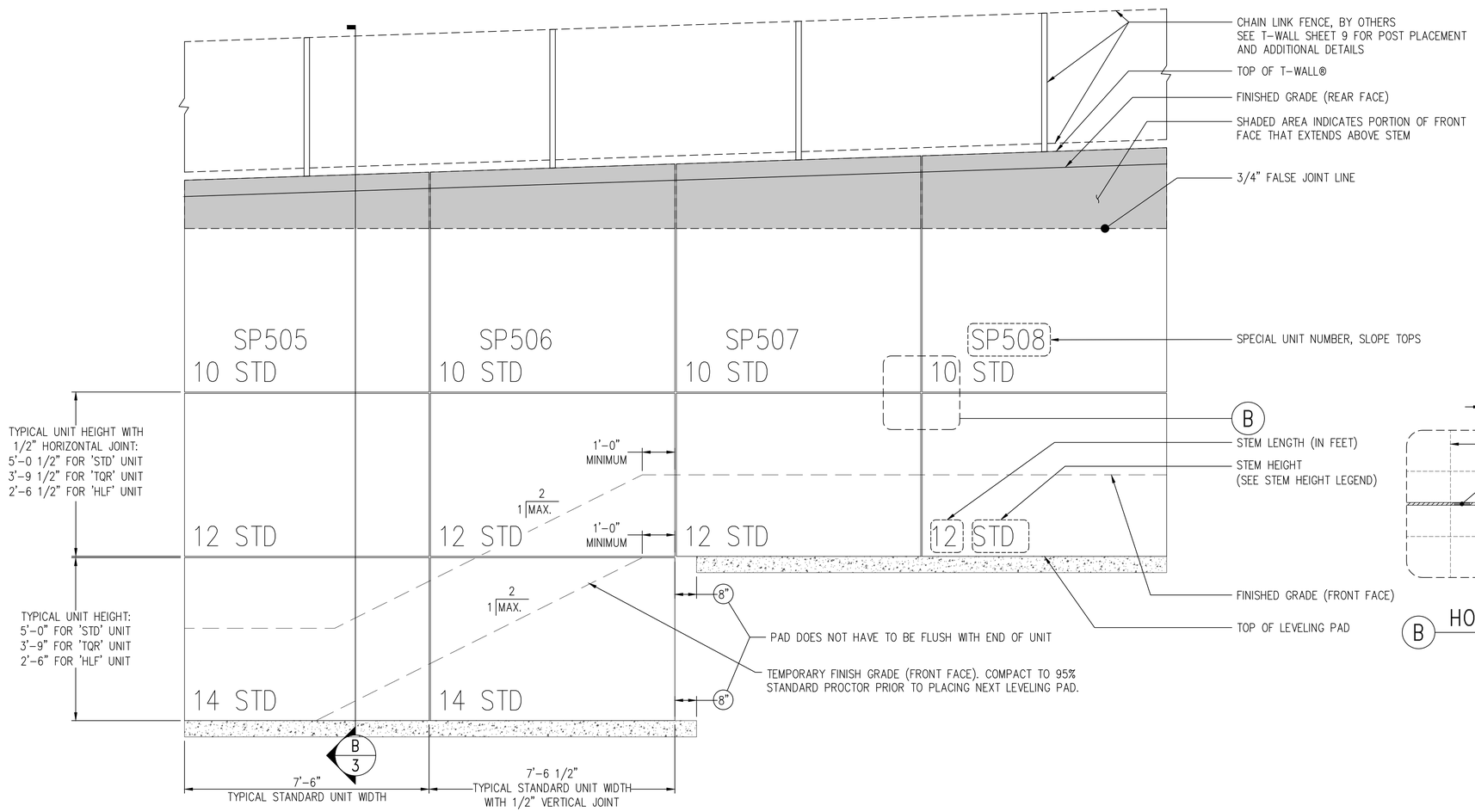

A PARTIAL ELEVATION SHOWN – TYPICAL DETAILS

NOT ALL DETAILS APPLY. SEE SPECIFIC WALL ELEVATIONS

SCALE: 1/2" =1'-0"

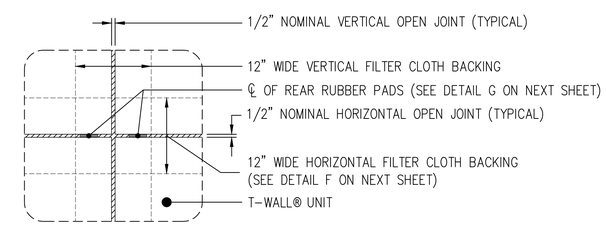

B HORIZONTAL AND VERTICAL OPEN JOINT

SCALE: 1" =1'-0"

CERTIFIED WITH RESPECT TO INTERNAL STABILITY OF T-WALL STRUCTURES ONLY

ALEXANDER ABRAHAM
REGISTERED
No. PE11700449
STATE OF INDIANA
PROFESSIONAL ENGINEER

1/13/2020

NOTE:
THIS SHEET IS PROVIDED FOR GENERAL INFORMATION PURPOSES ONLY, REFERENCING STANDARD DETAILS APPLICABLE TO ANY T-WALL® STRUCTURE. THIS SHEET IS NOT INTENDED TO PROVIDE DETAILS SPECIFIC TO THE WALL STRUCTURES CONTAINED IN THIS DRAWING PACKAGE. FOR INFORMATION SPECIFIC TO THESE WALLS, SEE THE APPLICABLE DRAWING SHEETS.

STEM HEIGHT LEGEND:
- STANDARD UNITS:
  STD = 5'-0" STEM HEIGHT
  TQR = 3'-9" STEM HEIGHT
  HLF = 2'-6" STEM HEIGHT

INDOT PROJECT NO. 0710056

This drawing contains information proprietary to The Reinforced Earth Company, and is being furnished for the use of INDIANA DEPARTMENT OF TRANSPORTATION only in connection with this project, and the information contained herein is not to be transmitted to any other organization unless specifically authorized in writing by The Reinforced Earth Company. The Reinforced Earth Company is the exclusive licensee in the United States under patents held by our affiliated companies, and the furnishing of this drawing does not constitute an expressed or implied license under any applicable patents.

The design contained on these drawings is based on information provided by the Owner. Based on the geometry, soil density, soil strength and loading parameters provided in the contract plans, the design is certified with respect to 1) Internal Stability and 2) the following Local External Stability conditions: Block Sliding (PR ≥ 1.0), and eccentricity (e < B/6) measured from the center of the reinforced mass. Foundation bearing capacity, settlement and global stability are the responsibility of the Owner.

REINFORCED EARTH®
12001 Sunrise Valley Drive, Suite 400, Reston, VA 20191 (703) 547-8797
www.reinforcedearth.com

"T-WALL®" AND THE REINFORCED EARTH LOGO ARE REGISTERED TRADEMARKS OF THE REINFORCED EARTH COMPANY.

DESIGNED BY: CJW				PROJECT NAME	BRIDGE 45TH GRADE SEPARATION AT C.N.R. – WALL 3	DATE: 07-10-19
PROJECT ENGR: AB				LOCATION	MUNSTER, IN	CONTRACT No: RE-19735 TEL
CHECKED BY: .	1	11/12/2019	REVISED PER REVIEWER COMMENTS	OWNER	INDIANA DEPARTMENT OF TRANSORTATION	DRAWING No: 2 OF 19
ENGR MANAGER: KD	REV.	DATE	DESCRIPTION	DRAWING COVERS	T-WALL NOMENCLATURE (1)	SCALE: AS SHOWN

R:\RE19735_TEL_CN_45_St_Munster_IN\FINAL\ACAD\WALL_3\19735_TEL_TYP_DETAILS.dwg

STEM HEIGHT LEGEND:

- STANDARD UNITS:
  - STD = 5'-0" STEM HEIGHT
  - TQR = 3'-9" STEM HEIGHT
  - HLF = 2'-6" STEM HEIGHT

SHEAR KEY NOTES:

1. WALL IS DESIGNED FOR SPECIFIC NUMBER OF SHEAR KEYS AS SHOWN IN "TYPICAL SECTION AT MAXIMUM HEIGHT" ON SECTION SHEET(S). LOCATION OF SHEAR KEYS CAN BE ADJUSTED IF NECESSARY AT A SPECIFIC LEVEL.

REAR LEVELING PAD LOCATIONS

T-WALL UNIT STEM LENGTHS	FRONT FACE TO C.L. OF REAR LEVELING PAD
12' STEM	9'-6"
16' STEM	11'-6"
20' STEM	15'-6"

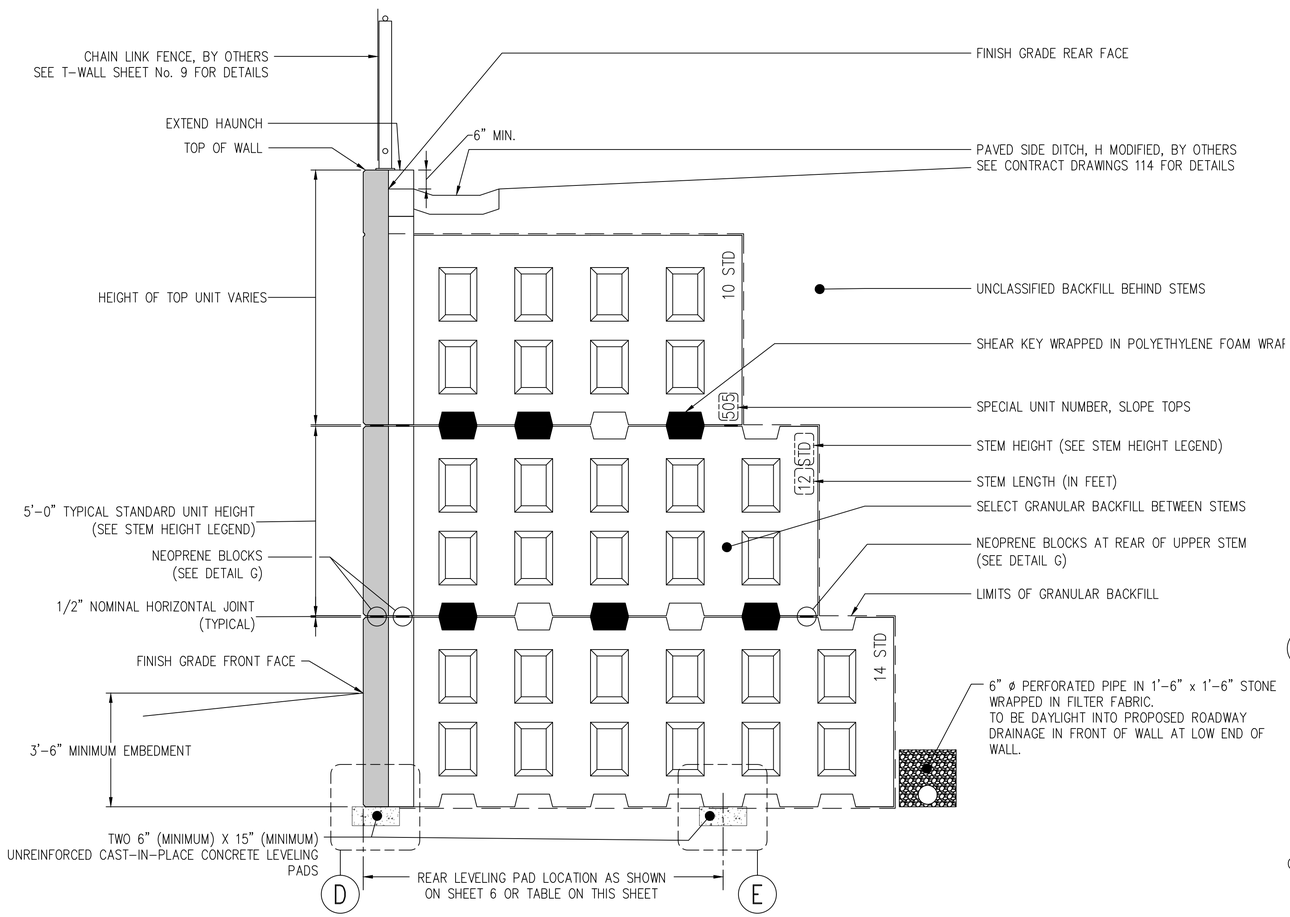

C PARTIAL SECTION SHOWN – TYPICAL DETAILS

NOT ALL DETAILS APPLY. SEE SPECIFIC WALL ELEVATIONS
SCALE: 1/2" =1'-0"

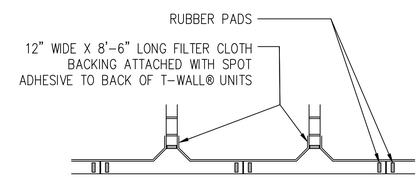

F HORIZONTAL FILTER CLOTH LAYOUT

SCALE: 1/4" =1'-0"

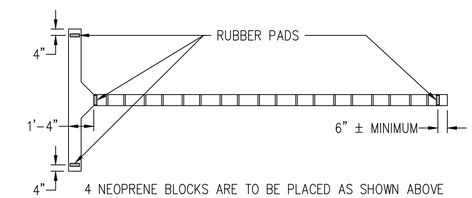

G RUBBER BLOCK PLACEMENT

SCALE: 1/4" =1'-0"

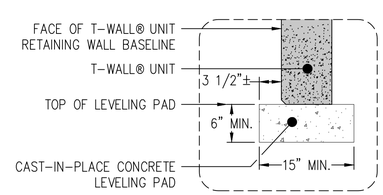

D FRONT LEVELING PAD DETAIL

SCALE: 1" =1'-0"

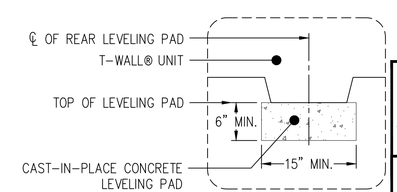

E REAR LEVELING PAD DETAIL

SCALE: 1" =1'-0"

CERTIFIED WITH RESPECT TO INTERNAL STABILITY OF T-WALL STRUCTURES ONLY

ALEXANDER ABRAHAM
REGISTERED
No. PE11700449
STATE OF INDIANA
PROFESSIONAL ENGINEER

1/13/2020

NOTE:
THIS SHEET IS PROVIDED FOR GENERAL INFORMATION PURPOSES ONLY, REFERENCING STANDARD DETAILS APPLICABLE TO ANY T-WALL® STRUCTURE. THIS SHEET IS NOT INTENDED TO PROVIDE DETAILS SPECIFIC TO THE WALL STRUCTURES CONTAINED IN THIS DRAWING PACKAGE. FOR INFORMATION SPECIFIC TO THESE WALLS, SEE THE APPLICABLE DRAWING SHEETS.

INDOT PROJECT NO. 0710056

This drawing contains information proprietary to The Reinforced Earth Company, and is being furnished for the use of INDIANA DEPARTMENT OF TRANSPORTATION only in connection with this project, and the information contained herein is not to be transmitted to any other organization unless specifically authorized in writing by The Reinforced Earth Company. The Reinforced Earth Company is the exclusive licensee in the United States under patents held by our affiliated companies, and the furnishing of this drawing does not constitute an expressed or implied license under any applicable patents.

The design contained on these drawings is based on information provided by the Owner. Based on the geometry, soil density, soil strength and loading parameters provided in the contract plans, the design is certified with respect to 1) Internal Stability and 2) the following Local External Stability conditions: Block Sliding (PR ≥ 1.0), and eccentricity (e < B/6) measured from the center of the reinforced mass. Foundation bearing capacity, settlement and global stability are the responsibility of the Owner.

REINFORCED EARTH®
12001 Sunrise Valley Drive, Suite 400, Reston, VA 20191 (703) 547-8797
www.reinforcedearth.com

"T-WALL®" AND THE REINFORCED EARTH LOGO ARE REGISTERED TRADEMARKS OF THE REINFORCED EARTH COMPANY.

DESIGNED BY: CJW				PROJECT NAME	BRIDGE 45TH GRADE SEPARATION AT C.N.R. – WALL 3	DATE: 07-10-19
PROJECT ENGR: AB				LOCATION	MUNSTER, IN	CONTRACT No: RE-19735 TEL
CHECKED BY: .	1	11/12/2019	REVISED PER REVIEWER COMMENTS	OWNER	INDIANA DEPARTMENT OF TRANSORTATION	DRAWING No: 3 OF 19
ENGR MANAGER: KD	REV.	DATE	DESCRIPTION	DRAWING COVERS	T-WALL NOMENCLATURE (2)	SCALE: AS SHOWN

R:\RE19735_TEL_CN_45_St_Munster_IN\FINAL\ACAD\WALL_3\19735_TEL_TYP_DETAILS.dwg

GENERAL NOTES:

DESIGN CRITERIA:

1. DESIGN IS BASED ON THE PARAMETERS BELOW, AND THE ASSUMPTION THAT THE FOUNDATION AND BACKFILL MATERIALS, METHODS OF CONSTRUCTION AND MATERIALS INSTALLED SHALL CONFORM TO THE APPLICABLE PROJECT TECHNICAL SPECIFICATIONS FOR T-WALLS.

2. CONTRACT DOCUMENT REFERENCE:
   THE T-WALLS SHOWN IN THESE PLANS WERE DESIGNED AND DETAILED PER INFORMATION REFERENCED IN THE FOLLOWING CONTRACT DOCUMENTS:
   - SPECIAL PROVISIONS: RETAINING WALL – SPECIFICATIONS DATED JANUARY 23, 2019
   - SPECIAL PROVISIONS: ARCHITECTURAL SURFACE TREATMENT, DATED JANUARY 23, 2019.
   - CONTRACT PLANS: LETTING DATE DECEMBER 26, 2018, SHT's 1, 7–9, 46, 47, 65–67, 114, 171, 201, 209, 210, 213, 224, 225, AND 232. PREPARED BY LOCHNER.
   - GEOTECHNICAL REPORT: PREPARED BY K&S ENGINEERS, INC., DATED NOVEMBER 23, 2018.
   - AREMA MANUAL: 2018
   - CANADIAN NATIONAL RWY: CN GUIDE LINE FOR DESIGN OF RAILWAY STRUCTURES, REVISION JANUARY 2006.
   - AASHTO SPECIFICATIONS: AASHTO LRFD BRIDGE DESIGN SPECIFICATIONS, 2018.
   - DOT SPECIFIED DOCUMENTS: INDIANA DEPARTMENT OF TRANSPORTATION DESIGN MANUAL, JANUARY 2013 .

3. SOIL DESIGN PARAMETERS:(TO BE VERIFIED BY GEOTECHNICAL ENGINEER OF RECORD)

   GRANULAR BACKFILL (BETWEEN T-WALL STEMS):
   Φ = 34 degrees (MINIMUM), c = 0 p.s.f., γ = 105 p.c.f. TO 120 p.c.f.

   RETAINED BACKFILL (COMPACTED EMBANKMENT FILL / IN SITU MATERIAL BEYOND T-WALL STEMS):
   Φ = 28 degrees, c = 0 p.s.f., γ = 120 p.c.f.

   FOUNDATION MATERIAL:
   Φ = 28 degrees, c = 0 p.s.f., μ = 0.53 1

   IF THE SHEAR STRENGTH (Φ), Cohesion (c) or COEFFICIENT OF SLIDING (μ) FOR THE FOUNDATION MATERIAL IS LESS THAN THE VALUES INDICATED ABOVE, THE CONTRACTOR SHALL CONTACT THE GEOGRAPHICAL ENGINEER OF RECORD TO DETERMINE IF FOUNDATION IMPROVEMENT IS REQUIRED, AND CONTACT RECo TO ASSESS ANY POTENTIAL CHANGES TO THE WALL DESIGN.

   IF THE TESTED UNIT WEIGHT (γ) FOR THE RETAINED MATERIAL IS HEAVIER BY MORE THAN 5% FROM THE VALUE INDICATED ABOVE, THE CONTRACTOR SHALL CONTACT RECo AND THE GEOGRAPHICAL ENGINEER TO ASSESS ANY POTENTIAL CHANGES TO THE WALL DESIGN. IF THE SHEAR STRENGTH (Φ) FOR THE RETAINED MATERIAL IS LESS THAN THE VALUE INDICATED ABOVE, THE CONTRACTOR SHALL CONTACT RECo AND THE GEOGRAPHICAL ENGINEER OF RECORD TO ASSESS ANY POTENTIAL CHANGES TO THE WALL DESIGN.

4. TRACK LOAD SURCHARGE:
   - COOPER E90. MODEL 8'–6", 2,117 psf STRIP LOAD FOR EACH TRACK. FOR WALL DESIGN, CALCULATE LATERAL LOADS IMPOSED BY THE TRACK SURCHARGE SHALL BE PER AREMA CHAPTER 8, PART 20, SECTION 20.3.2.2, APPLIED ALONG A VERTICAL PLANE EXTENDING THROUGH THE FRONT FACE OF THE WALL.
   - TRACK SURCHARGE SHALL BE APPLIED SIMULTANEOUSLY. TRACK SURCHARGE LOADS DUE TO SIMULTANEOUS LOADING ON TWO TRACKS SHALL BE APPLIED PER AREMA CHAPTER 8, PART 2, SECTION 2.2.3c(6).

   NOTE: THE DESIGN DOES NOT INCLUDE HEAVY TRUCK, EXCAVATOR OR CRANE LOADS (EQUIPMENT WITH A GROSS OPERATING WEIGHT GREATER THAN 72,000 LBS). COMPACTION EQUIPMENT SHALL BE SIZED BY THE CONTRACTOR WITH CONSIDERATION OF NECESSARY OFFSETS TO WALL FACING, BACKFILL TYPE AND LIFT THICKNESS (TYPICAL ROLLER STATIC WEIGHT: 8 TO 10 TON – DEPENDING ON APPLICATION). CONTRACTOR TO COORDINATE ANY HEAVY EQUIPMENT LOADING WITH RECo PRIOR TO FABRICATION OF WALL MATERIALS. ALL COSTS DUE TO LOADING IN EXCESS OF SPECIFICATIONS SHALL BE BORNE BY CONTRACTOR.

   DESIGN LIFE: THE WALL HAS BEEN DESIGNED FOR A 75 YEAR SERVICE LIFE IN ACCORDANCE WITH PROJECT SPECIFICATIONS.

FOUNDATION PREPARATION:

5. THE CALCULATED MAXIMUM APPLIED BEARING PRESSURE AT THE FOUNDATION LEVEL IS SHOWN ON THE WALL ELEVATIONS FOR EACH DESIGN CASE. IT IS THE RESPONSIBILITY OF THE GEOTECHNICAL TO DETERMINE IF THE FOUNDATION SOILS HAVE ADEQUATE STRENGTH TO RESIST THE APPLIED DESIGNED BEARING PRESSURES.

   WALL SUB-GRADE (ENTIRE FOOTPRINT), SHOULD BE PROOF ROLLED WITH A HEAVY ROLLER, OR OTHERWISE EVALUATED IN ACCORDANCE WITH THE RECOMMENDATIONS OF THE GEOTECHNICAL. ANY UNSUITABLE FOUNDATION MATERIAL BELOW GRANULAR BACKFILL BETWEEN STEMS, AS DETERMINED BY THE GEOTECHNICAL, SHALL BE EXCAVATED AND REPLACED WITH SUITABLE MATERIAL (PLACED IN CONTROLLED, COMPACTED LIFTS) OR OTHERWISE STABILIZED AS DIRECTED BY THE GEOTECHNICAL.

WALL CONSTRUCTION:

6. FOR GENERAL INFORMATION PERTAINING TO WALL CONSTRUCTION PLEASE REFER TO THE "CONSTRUCTION AND QUALITY CONTROL PROCEDURE MANUAL" FOR T-WALL UNITS AVAILABLE ONLINE AT www.reinforcedearth.com

7. T-WALLS ALIGNED ALONG CURVES WILL FORM A SERIES OF SHORT CHORDS 7'–6 1/2" EACH TO MATCH THE DESIRED WALL ALIGNMENT.

8. FOR LOCATION AND ALIGNMENT OF T-WALLS SEE CONTRACT PLANS, REF. SHT. No(s). 224 OF 360, AND RECo PLAN VIEW IF PROVIDED (DRAWING 6 AND 7 OF THESE PLANS). 1

9. GRANULAR BACKFILL SHALL BE COMPACTED IN ACCORDANCE WITH THE PROJECT SPECIFICATIONS, AND AS A MINIMUM: GRANULAR BACKFILL SHALL BE COMPACTED TO 95% STANDARD PROCTOR (ASTM D–698 OR AASHTO T–99, WITH OVERSIZE CORRECTION) AT A MOISTURE CONTENT 2%. IF 30% OR MORE OF THE GRANULAR BACKFILL IS GREATER THAN ¾" IN SIZE, ASTM D–698/AASHTO T–99 IS NOT APPLICABLE. FOR SUCH A MATERIAL, THE ACCEPTANCE CRITERION FOR CONTROL OF COMPACTION SHALL BE EITHER A MINIMUM OF 70% OF THE RELATIVE DENSITY OF THE MATERIAL AS DETERMINED BY ASTM D–4253 AND D–4254, OR A METHOD SPECIFICATION, BASED ON A TEST COMPACTION SECTION WHICH DEFINES THE TYPE OF EQUIPMENT, LIFT THICKNESS NUMBER OF PASSES OF THE SPECIFIED EQUIPMENT, AND PLACEMENT MOISTURE CONTENT.

10. GRANULAR BACKFILL MATERIAL SHALL BE PLACED AND COMPACTED IN LIFTS (NO THICKER THAN 8" LOOSE LIFTS) AND IN ACCORDANCE WITH THE SPECIFICATIONS COVERING WALLS.

11. THE FINISHED GRADE BACKFILL IN FRONT OF THE WALL SHALL BE PLACED AND COMPACTED AS SOON AS POSSIBLE TO MITIGATE THE POTENTIAL FOR EROSION AND UNDERMINING OF THE CONCRETE LEVELING PAD. IN ANY EVENT, BACKFILL IN FRONT OF THE WALL SHALL BE PLACED AND COMPACTED BEFORE WALL CONSTRUCTION EXCEEDS A HEIGHT OF 20 FT. FINISHED GRADE BACKFILL SHALL BE PLACED IN LIFTS AND PROPERLY COMPACTED AS REQUIRED BY PROJECT SPECIFICATIONS. CONTRACTOR IS RESPONSIBLE FOR THE STABILITY OF ALL EXCAVATED SLOPES. DESIGN AND CONSTRUCTION OF ANY REQUIRED TEMPORARY SUPPORT OF EXCAVATION SHALL BE THE RESPONSIBILITY OF THE CONTRACTOR.

12. THE CONTRACTOR SHALL CONTACT RECo IF MANHOLES, DRAIN PIPES, DROP INLETS AND/OR OTHER UTILITIES LOCATED WITHIN THE LIMITS OF FACING AND STEMS OBSTRUCT T–WALL UNITS FROM BEING PLACED AS DESIGNED, UNLESS SPECIFIC DETAILS HAVE BEEN INCLUDED ADDRESSING AN OBSTRUCTION.

13. IF PILES ARE TO BE LOCATED WITHIN THE LIMITS OF FACING AND STEMS, THEY SHALL BE ALIGNED AND DRIVEN PRIOR TO THE CONSTRUCTION OF THE WALL. UNLESS A METHOD TO PROTECT THE STRUCTURE AND ALL NECESSARY ELEMENTS HAS BEEN DEVISED BY THE CONTRACTOR AND FOUND ACCEPTABLE TO THE GEOTECHNICAL AND/OR ON–SITE ENGINEER, AND RECo. AS BUILT PILE LOCATIONS SHOULD BE PROVIDED TO RECO TO CONFIRM DESIGN ASSUMPTIONS.

14. STRUCTURAL FOUNDATIONS, DRAINAGE ELEMENTS, SLABS, AND / OR LOADINGS PROPOSED ATOP THE COMPACTED MASS SHALL BE CONSTRUCTED ONLY AFTER THE GEOTECHNICAL ENGINEER OF RECORD HAS DETERMINED THAT SUFFICIENT SETTLEMENT OF THE WALL STRUCTURE AND EMBANKMENT HAS TAKEN PLACE TO ADEQUATELY SUPPORT THE SUPERIMPOSED ELEMENTS AND / OR LOADINGS.

15. IT IS THE CONTRACTOR'S RESPONSIBILITY TO DETERMINE THE LOCATION OF ANY GUARDRAIL, FENCE AND/OR LIGHT POSTS (ETC.) BEHIND THE T–WALL UNITS. ANY DAMAGE DONE TO THE T–WALL UNITS DUE TO THE INSTALLATION OF THE VERTICAL OBSTRUCTIONS SHALL BE REPAIRED OR REPLACED BY THE CONTRACTOR, AND AT THE CONTRACTOR'S EXPENSE.

16. IF EXISTING AND/OR PROPOSED STRUCTURES, PIPES, FOUNDATIONS OR SAFETY GUARDRAIL POST WHICH ARE LOCATED WITHIN THE LIMITS OF FACING AND STEMS, AND MAY INTERFERE WITH THE NORMAL PLACEMENT OF THE T–WALL UNITS AND SPECIFIC DIRECTION HAS NOT BEEN PROVIDED ON THE PLANS, THE CONTRACTOR SHALL NOTIFY RECo TO OBTAIN NECESSARY DETAILS.

17. ALL DESIGN, DETAILING, FABRICATION AND CHECKING OF REQUIRED REINFORCING STEEL FOR ANY C.I.P. CONCRETE WORK IS THE RESPONSIBILITY OF THE CONTRACTOR, UNLESS OTHERWISE STATED AND DETAILED WITHIN THESE PLANS PREPARED BY THE REINFORCED EARTH COMPANY.

18. PRECAST TOP OUT PANELS BENEATH CAST–IN–PLACE COPING, PRECAST COPING AND PRECAST TRAFFIC BARRIER (LEVEL UP CONCRETE) MAY HAVE #4 DOWELS PROTRUDING FROM THE UNITS AS DETAILED IN SHOP DRAWINGS. DOWELS SHALL BE FIELD CUT BY CONTRACTOR WHERE UNITS ARE EMBEDDED INTO A CAST IN PLACE MOMENT SLAB OR OTHER FOOTING/SLAB ELEMENT. EXPANSION JOINT MATERIAL, AND/OR BOND BREAKER SHALL BE PLACED BETWEEN EACH SIDE OF UNITS IN CONTACT WITH CAST IN PLACE CONCRETE ELEMENTS (EXCEPT AS SHOWN IN THE PLANS).

19. THE CONTRACTOR IS RESPONSIBLE FOR CONTROLLING STORM WATER DRAINAGE IN THE VICINITY OF THE WALL DURING CONSTRUCTION. STORM WATER RUNOFF IS TO BE COLLECTED AND DISCHARGED AWAY FROM THE WALL AND THE GRANULAR BACKFILL BETWEEN THE STEMS. GRANULAR BACKFILL SHALL NOT BE PLACED OR TRAVELED UPON WHEN SATURATED. COMPACTED BACKFILL SHALL BE RE–WORKED OR ALLOWED TO DRY WHEN THE MOISTURE CONTENT EXCEEDS OPTIMUM.

20. FINISHED GRADE TREATMENT DESIGN ALONG TOP AND TOE OF T–WALLS, INCLUDING EROSION CONTROL, IS THE RESPONSIBILITY OF THE CIVIL ENGINEER OF RECORD. THE REINFORCED EARTH COMPANY HAS NOT PERFORMED A DRAINAGE ANALYSIS FOR THIS WALL SITE. IT IS THE OWNER'S RESPONSIBILITY TO ASSURE THAT SURFACE RUN–OFF IS DIVERTED AWAY FROM THE WALL.

21. ALL UTILITIES PIPES SHALL STAY CLEAR OF T–WALL STEM AND FACE AS FOLLOWS:
   - VERTICAL SPACE: 1'–6" (MINIMUM)
   - HORIZONTAL SPACE: 1'–0" (MINIMUM)

   FIELD CUTTING OF T–WALL UNITS TO AVOID UTILITY CONFLICTS (NOT SHOWN IN CONTRACT DRAWINGS) IS PROHIBITED UNTIL IT IS BROUGHT TO THE DESIGNER'S ATTENTION. THE REINFORCED EARTH COMPANY SHALL PROVIDE DIRECTION AND/OR REDESIGN T–WALL UNITS TO AVOID CONFLICTS.

SPECIAL REFERENCE KEY:
- THE REINFORCED EARTH COMPANY (HEREINAFTER REFERRED TO AS "RECo")
- GEOGRAPHICAL ENGINEER OF RECORD (HEREINAFTER REFERRED TO AS "GEOTECHNICAL")
- CAST–IN–PLACE (HEREINAFTER REFERRED TO AS "C.I.P.")
- INTERNAL STABILITY: FAILURE MODES NOT ENGAGING OUTSIDE THE VOLUME LIMITED BY THE TOP OF LEVELING PAD ELEVATION, THE TOP OF PANEL ELEVATION, THE FACING ELEMENTS AND THE END OF THE T–WALL UNITS.
- INTERNAL STABILITY INCLUDES:
  - STRUCTURAL CAPACITY OF T–WALL UNITS
  - PULLOUT CAPACITY OF T–WALL UNITS
- CONTRACT INFORMATION BOOK, HEREINAFTER REFERRED TO AS "CIB" OR "C.I.B.". CIB### WHERE "###" REFERS TO "SPECIAL PROVISION" PAGE NUMBERS.

CERTIFIED WITH RESPECT TO INTERNAL STABILITY OF T–WALL STRUCTURES ONLY

ALEXAMDER ABRAHAM REGISTERED No. PE11700449 STATE OF INDIANA PROFESSIONAL ENGINEER

1/13/2020

INDOT PROJECT NO. 0710056

This drawing contains information proprietary to The Reinforced Earth Company, and is being furnished for the use of INDIANA DEPARTMENT OF TRANSPORTATION only in connection with this project, and the information contained herein is not to be transmitted to any other organization unless specifically authorized in writing by The Reinforced Earth Company. The Reinforced Earth Company is the exclusive licensee in the United States under patents held by our affiliated companies, and the furnishing of this drawing does not constitute an expressed or implied license under any applicable patents.

The design contained on these drawings is based on information provided by the Owner. Based on the geometry, soil density, soil strength and loading parameters provided in the contract plans, the design is certified with respect to 1) Internal Stability and 2) the following Local External Stability conditions: Block Sliding (PR ≥ 1.0), and eccentricity (e < B/6) measured from the center of the reinforced mass. Foundation bearing capacity, settlement and global stability are the responsibility of the Owner.

REINFORCED EARTH®
12001 Sunrise Valley Drive, Suite 400, Reston, VA 20191 (703) 547–8797
www.reinforcedearth.com

"T–WALL®" AND THE REINFORCED EARTH LOGO ARE REGISTERED TRADEMARKS OF THE REINFORCED EARTH COMPANY.

DESIGNED BY: CJW				PROJECT NAME	BRIDGE 45TH GRADE SEPARATION AT C.N.R. – WALL 3	DATE: 07–10–19
PROJECT ENGR: AB				LOCATION	MUNSTER, IN	CONTRACT No: RE–19735 TEL
CHECKED BY: KD	1	11/12/2019	REVISED PER REVIEWER COMMENTS	OWNER	INDIANA DEPARTMENT OF TRANSORTATION	DRAWING No: 4 OF 19
ENGR MANAGER: KD	REV.	DATE	DESCRIPTION	DRAWING COVERS	GENERAL T–WALL NOTES (1)	SCALE: AS SHOWN

R:\RE19735_TEL_CN_45_St_Munster_IN\FINAL\ACAD\WALL_3\19735_COVER_SHEET.dwg

GENERAL NOTES, CONTINUE:

MATERIALS NOTES:

22. GRANULAR BACKFILL GRADATION REQUIREMENTS:

SIEVE SIZE	PERCENT PASSING
3"	100
2"	100
3/4"	20–100
No. 200	0 – 8

PLASTICITY INDEX (PI), AS DETERMINED BY AASHTO T–90, SHALL NOT EXCEED 6.

SEE CONTRACT INFORMATION BOOK (C.I.B.) PAGE 170 FOR ADDITION BACKFILL OPTIONS

GRANULAR BACKFILL DURABILITY REQUIREMENTS:
THE MATERIAL SHALL BE SUBSTANTIALLY FREE OF SHALE OR OTHER SOFT, POOR DURABILITY PARTICLES. THE MATERIAL SHALL HAVE A MAGNESIUM SULFATE SOUNDNESS LOSS OF LESS THAN 30 PERCENT AFTER FOUR (4) CYCLES, AS DETERMINED BY AASHTO T–104 (OR ASTM C–88).

23. T–WALL UNIT FRONT FACE FINISH:
    - 23.1 THE PRECAST CONCRETE FACING UNITS SHALL HAVE A DRYSTACK (KEYED) STONE PATTERN WITH 1 FOOT HIGH SMOOTH TOP BAND UNLESS NOTED OTHERWISE. SEE CONTRACT DRAWINGS, SHEET 232 FOR DETAILS AND NOTES. NOTE #2 DICTATE HOW FORMLINER IS TO BE LAID OUT ALONG THE WALL.
      - CUSTOM ROCK FORMLINER PATTERN #1208K "DRYSTACK (KEYED) OR AN APPROVED EQUAL SHALL BE USED.
    - 23.2 ALL T–WALL UNITS WILL BE PROVIDED WITH NATURAL CONCRETE GRAY CEMENT. ANY PREPARATION FOR, AND APPLICATION OF PENETRATING STAIN, SEALANTS OR OTHER COATINGS SHALL BE PROVIDED BY OTHERS AS FOLLOWS:
    - 23.2.1 DRYSTACK STONE PATTERN:
      - COLOR STAIN SYSTEM DESIGNED TO DUPLICATE CLOSELY THE APPEARANCE OF NATURAL STONE AND GROUT. SEE SPECIAL PROVISION "ARCHITECTURAL SURFACE TREATMENT" FOR DETAILS.
      - DRYSTACK STONE PATTERN TO RECEIVE CLEAR SEALER PER CIB 161 SPECS.
    - 23.2.2 SMOOTH TOP BAND:
      - 1 FOOT HIGH SMOOTH TOP BAND TO BE ON T–WALL TOP UNIT ONLY AT TOP OF UNIT.
      - SMOOTH TOP BAND TO RECEIVE OFF WHITE SEALER.
    - 23.2.3 ALL EXPOSED SURFACES TO RECEIVE ANTI–GRAFFITI COAT PER CIB 160 SPECS.

1

24. T–WALL UNIT CONCRETE:
    - 5,000 psi (MINIMUM) @ 28 DAYS
    - SELF–CONSOLIDATING CONCRETE

25. T–WALL UNIT STEEL:
    - ASTM A615
    - Fy = 60 ksi (GRADE 60)
    - EPOXY COATED
    - WELDING IS NOT PERMITTED

26. HORIZONTAL JOINT:
    - 1/2 INCH SPACE (NOMINAL) UNLESS OTHERWISE NOTED ON DEVELOPED ELEVATIONS AND / OR SECTIONS
    - ONE LAYER OF 12 INCH WIDE x 8'–6" LONG (OR WIDTH OF SPECIAL UNIT PLUS 1 FOOT) FILTER CLOTH BACKING, CENTERED AT JOINT AT THE BACK FACE OF T–WALL® PANELS AS SHOWN IN DETAIL 5 AND 6 ON SHEET 2, UNLESS OTHERWISE NOTED ON PLAN(S) OR IN DETAILS. FILTER CLOTH BACKING ATTACHED WITH SPOT ADHESIVE TO THE BACK OF T–WALL® UNITS.
    - FOUR PER UNIT OF 3/4 INCH x 2 INCH x 6 INCH RUBBER PADS AS SHOWN IN DETAIL 7 ON SHEET 2 UNLESS OTHERWISE NOTED ON DEVELOPED ELEVATION(S) OR IN DETAILS.
    - FILTER CLOTH BACKING: MIRAFI 1120N OR APPROVED EQUAL.
    - NEOPRENE BLOCKS SHALL HAVE MINIMUM DUROMETER OF 60.

27. VERTICAL JOINT:
    - 1/2 INCH SPACE (NOMINAL) UNLESS OTHERWISE NOTED ON DEVELOPED ELEVATIONS AND / OR SECTIONS
    - ONE LAYER OF 12 INCH WIDE x JOINT HEIGHT, FILTER CLOTH BACKING, CENTERED AT JOINT AS SHOWN IN DETAIL 5 ON SHEET 2 UNLESS OTHERWISE NOTED ON PLAN(S) OR IN DETAILS.
    - FILTER CLOTH BACKING: MIRAFI 1120N OR APPROVED EQUAL.

28. SHEAR KEYS:
    - NO REBAR
    - CONCRETE STRENGTH: 5,000 psi (MINIMUM) @ 28 DAYS
    - WALL IS DESIGNED FOR SPECIFIC NUMBER OF SHEAR KEYS AS SHOWN IN TYPICAL SECTION ON SHEET TW–9, UNLESS OTHERWISE NOTED ON DEVELOPED ELEVATION(S) OR TYPICAL SECTION SHEET(S). LOCATION OF SHEAR KEYS CAN BE ADJUSTED IF NECESSARY AT A SPECIFIC LEVEL.
    - SHEAR KEY WRAP:
      - A. 1/4 INCH POLYETHYLENE FOAM WRAP TWO TIMES AROUND THE SHEAR KEY.
      - B. SHEAR KEY WRAP: AF250 POLYETHYLENE FOAM OR APPROVED EQUAL

29. CAST–IN–PLACE CONCRETE LEVELING PAD:
    - CONSTRUCTED BY THE CONTRACTOR
    - TWO: EACH 6 INCHES MINIMUM x 15 INCHES AS SHOWN IN DETAIL 3 AND 4 ON SHEET 2.
    - CONCRETE STRENGTH: 2,500psi (MINIMUM) @ 28 DAYS WITH MINIMUM 24 HOURS CURING
    - NO REBAR REQUIRED
    - GRADE TOLERANCE – 1/4 INCH IN 10 FEET
    - LOCATIONS OF REAR LEVELING PADS CAN BE FOUND ON T–WALL® PLANS AND ON SHEET 2 UNLESS OTHERWISE NOTED ON PLAN(S) OR DETAILS.
    - ***DO NOT INSTALL THE T-WALL→ UNITS UNTIL AT LEAST 24 HOURS AFTER LEVELING PAD CONCRETE HAS BEEN PLACED.***

30. NOTE TO CONTRACTORS:
    ONLY THE FOLLOWING MATERIALS ARE SUPPLIED BY THE REINFORCED EARTH COMPANY:
    - PRECAST CONCRETE T–WALL UNITS
    - SHEAR KEYS WITH FORM WRAP
    - JOINT BEARING PADS (CONTROL HORIZONTAL JOINT SPACING)
    - JOINT GEOTEXTILE (HORIZONTAL AND VERTICAL JOINTS)

1

ANY OTHER MATERIALS CALLED FOR IN THE CONTRACT PLANS OR SPECIFICATIONS ARE TO BE SUPPLIED BY THE CONTRACTOR. ANY JOINT MATERIALS SHOWN AT THE INTERFACE OF PRECAST UNITS AND CAST–IN–PLACE CONCRETE STRUCTURES ARE TO BE SUPPLIED BY THE ERECTION CONTRACTOR. ALL SANDBLASTING, PAINTING, SEALERS OR OTHER SPECIAL APPLIED COATINGS ARE ALSO SUPPLIED/INSTALLED BY THE CONTRACTOR IN THE FIELD FOLLOWING T–WALL UNIT ERECTION.

31. HANDLING, LOADING AND LIFTING PROCEDURES REFERENCED IN THESE PLANS OR THE CONSTRUCTION AND QUALITY CONTROL PROCEDURE MANUAL WHEN FURNISHED BY THE REINFORCED EARTH COMPANY ("RECo"), ARE GENERAL IN NATURE AND DO NOT INCLUDE ANY ANALYSIS OR ASSESSMENT OF SITE SPECIFIC CONDITIONS, THE NATURE OF ANY EQUIPMENT USED BY OTHERS, OR MEANS AND METHODS UTILIZED BY ANY CONTRACTOR, FABRICATOR, OR DELIVERY COMPANY. ALL FIRMS OR ENTITIES USING THESE PLANS OR INVOLVED IN THE HANDLING, TRANSPORT, LOADING, UNLOADING OR ERECTION OF PRODUCTS SUPPLIED BY RECo. SHALL MAKE AN INDEPENDENT REVIEW AND ASSESSMENT OF ALL HANDLING, LOADING AND LIFTING CONDITIONS AND PROCEDURES AND SHALL NOT SOLELY RELY ON ANY GENERAL RECOMMENDATIONS SUPPLIED BY RECo. THE CONTRACTOR SHALL DEVISE AND EXECUTE PROJECT SPECIFIC PROCEDURES FOR HANDLING, LOADING AND LIFTING WHICH COMPLY WITH ALL FEDERAL, STATE AND LOCAL SAFETY LAWS, REGULATIONS AND REQUIREMENTS AND ALL APPLICABLE CONTRACT REQUIREMENTS AT ALL LOCATIONS WHERE RECo MATERIALS ARE LOADED, UNLOADED, HANDLED OR ERECTED.

REFERENCE LEGEND:

A / 7 — SECTION MARK; SHEET NUMBER ON WHICH SECTION IS SHOWN

A / 7 — DETAIL MARK; SHEET NUMBER ON WHICH DETAIL IS SHOWN

A — DETAIL MARK WHICH IS ON THE SAME SHEET ON DRAWING

T–WALL® LEGEND MARKERS:

HLF	INDICATES T–WALL® UNIT WITH STEM HEIGHT OF 2'–6"
TQR	INDICATES T–WALL® UNIT WITH STEM HEIGHT OF 3'–9"
STD	INDICATES T–WALL® UNIT WITH STEM HEIGHT OF 5'–0"
H or Hch	INDICATES T–WALL® UNIT HAS EXTENDED HAUNCH ABOVE THE STEM. 'Hch' IS SHOWN IN QUANTITY TABLES ONLY
R or RED	INDICATES T–WALL® UNIT WITH REDUCED STEM HEIGHT OF 4 INCHES. 'Red' IS SHOWN IN QUANTITY TABLES ONLY.
Top	INDICATES T–WALL® UNIT IN WHICH FRONT FACE OF PANEL EXTENDS ABOVE THE STEM HEIGHT. 'Top' IS SHOWN IN QUANTITY TABLES ONLY

UTILITIES

UTILITY	OWENER & ADDRESS	
ELECTRIC & GAS	NIPSCO ELECTRIC – JAMES SKIFF 801 EAST 86TH AVENUE MERRILLVILLE, IN 46410 (219) 647–5411 jskiff@nisource.com	NIPSCO GAS – LUPE GARCIA 1313 167TH STREET HAMMOND, IN 46324 (219) 853–4315 ggaric@nisource.com
TELEPHONE	AT&T – ANGELO LAMANTIA 302 S. EAST STREET CROWN POINT, IN 46307 (219) 662–4400 FAX: (219) 662–4457	
CABLE TELEVISION	COMCAST – LARRY SMITH 16 WEST 84TH STREET MERRILLVILLE, IN 46410 (574) 320–8203 larry_smith3@cable.comcast.com	CENTURY LINK / LEVEL 3 COMMUNCATIONS SCOTT ANTONE (517) 206–8644 scott.antone@centurylink.com
PIPLINE	WOLVERINE PIPELINE – LOUIS KRAUS 8075 CREEKSIDE DRIVE, SUITE 210 PORTAGE, MI 49024–6303 (219) 488–3063 louis_kraus@wplco.com	BP OIL PIPELINE – JEFF PAYNE 8230 WHITECOMB STREET MERRILLVILLE, IN 46410 (219) 313–6030 jeffrey.payne@bp.com
FIBER OPTIC	360 NETWORK (BOUGHT BY WINDSTREAM) 2101 4TH AVENUE SEATTLE, WA 98121 WINDSTREAM – JEFF FETTIG (317) 619–1575 jeffrey.w.fettig@windstream.com WOW – PAUL FLINKOW (630) 536–3139	SPRINT / NEXTEL – JASON JARVIS 5600 RIVER ROAD ROSEMONT, IL 60018–5156 (219) 433–4091 jason.m.jarvis@sprint.com ROGERS TELECOM – C/O GABES CONSTRUCTION KEITH JACKSON 4804 N. 40TH STREET SHEDOYGAN, WI 53083 (920) 395–7121 kjackson@gabes.com

RAILROAD(S)

RAILROAD OWNER	GRAND TRUNK WESTERN RAILROAD COMPANY (G.T.W.R.) AND ITS PARENTS, CANADIAN NATIONAL RAILWAY (C.N.) THOMAS L. BRASSEUR 700 PERSHING ROAD PONTIAC, MI 48340 (715) 783–4582 thomas.brasseur@cn.ca

1

CERTIFIED WITH RESPECT TO INTERNAL STABILITY OF T–WALL STRUCTURES ONLY

ALEXANDER ABRAHAM REGISTERED No. PE11700449 STATE OF INDIANA PROFESSIONAL ENGINEER

1/13/2020

INDOT PROJECT NO. 0710056

This drawing contains information proprietary to The Reinforced Earth Company, and is being furnished for the use of INDIANA DEPARTMENT OF TRANSPORTATION only in connection with this project, and the information contained herein is not to be transmitted to any other organization unless specifically authorized in writing by The Reinforced Earth Company. The Reinforced Earth Company is the exclusive licensee in the United States under patents held by our affiliated companies, and the furnishing of this drawing does not constitute an expressed or implied license under any applicable patents.

The design contained on these drawings is based on information provided by the Owner. Based on the geometry, soil density, soil strength and loading parameters provided in the contract plans, the design is certified with respect to 1) Internal Stability and 2) the following Local External Stability conditions: Block Sliding (PR ≥ 1.0), and eccentricity (e < B/6) measured from the center of the reinforced mass. Foundation bearing capacity, settlement and global stability are the responsibility of the Owner.

REINFORCED EARTH®
12001 Sunrise Valley Drive, Suite 400, Reston, VA 20191 (703) 547–8797
www.reinforcedearth.com

"T–WALL®" AND THE REINFORCED EARTH LOGO ARE REGISTERED TRADEMARKS OF THE REINFORCED EARTH COMPANY.

DESIGNED BY: CJW				PROJECT NAME	BRIDGE 45TH GRADE SEPARATION AT C.N.R. – WALL 3	DATE: 07–10–19
PROJECT ENGR: AB				LOCATION	MUNSTER, IN	CONTRACT No: RE–19735 TEL
CHECKED BY: .	1	11/12/2019	REVISED PER REVIEWER COMMENTS	OWNER	INDIANA DEPARTMENT OF TRANSORTATION	DRAWING No: 5 OF 19
ENGR MANAGER: KD	REV.	DATE	DESCRIPTION	DRAWING COVERS	GENERAL T–WALL NOTES (2)	SCALE: AS SHOWN

R:\RE19735_TEL_CN_45_St_Munster_IN\FINAL\ACAD\WALL_3\19735_COVER_SHEET.dwg

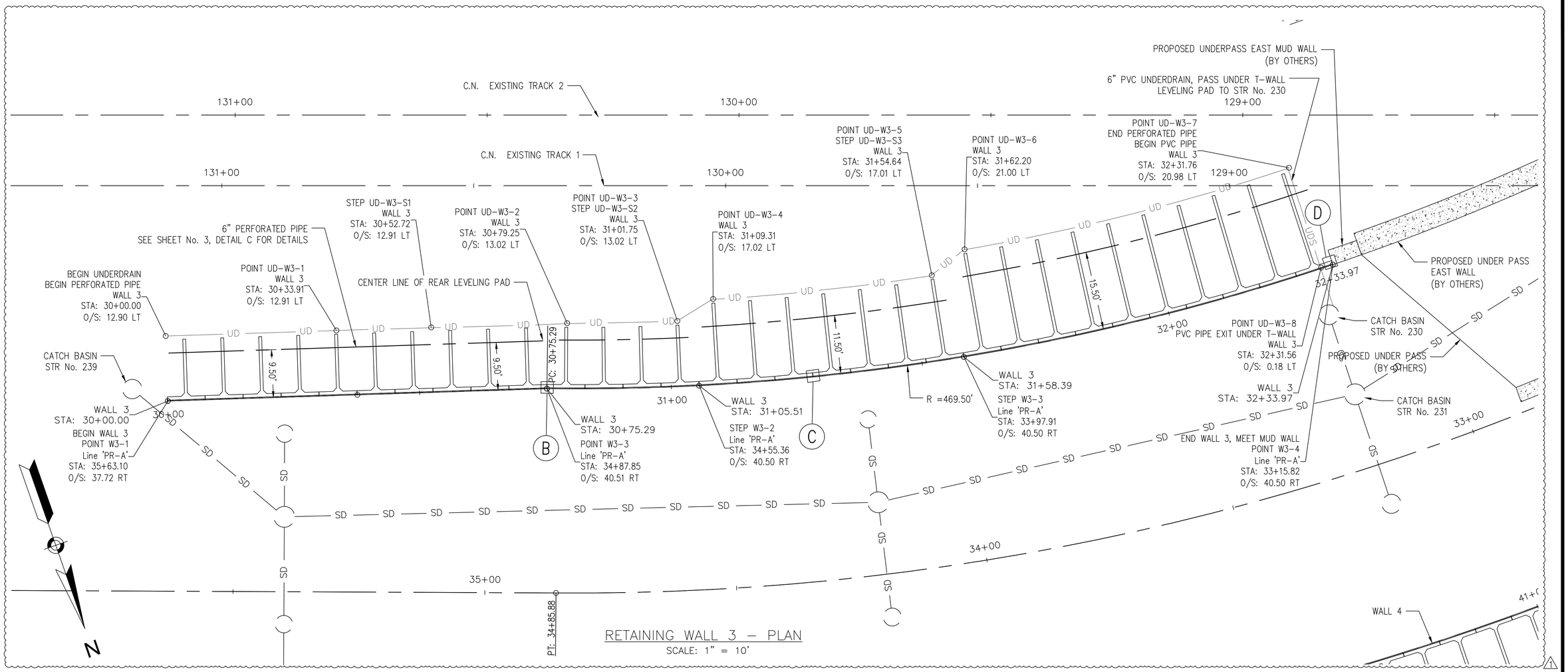

RETAINING WALL 3 – PLAN
SCALE: 1" = 10'

(DETAIL REMOVED) 1

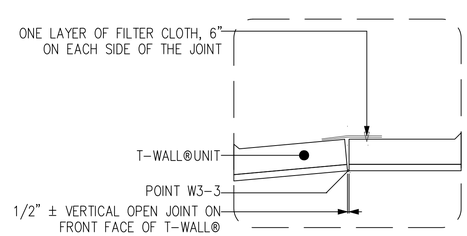

B T-WALL ANGLE POINT W3-2 1
SCALE: 6" =1'-0"

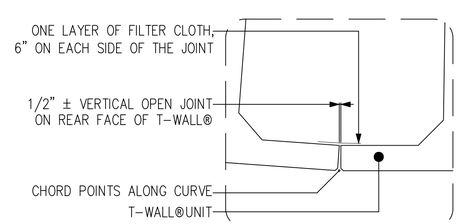

C T-WALL CHORD POINTS ALONG CURVE
SCALE: 6" =1'-0"

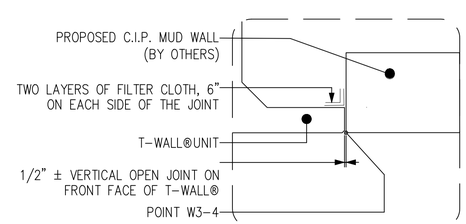

D T-WALL INTERFACE AT PROPOSED UNDER PASS
SCALE: 6" =1'-0"

CERTIFIED WITH RESPECT TO INTERNAL STABILITY OF T-WALL STRUCTURES ONLY

ALEXANDER ABRAHAM REGISTERED No. PE11700449 STATE OF INDIANA PROFESSIONAL ENGINEER
1/13/2020

INDOT PROJECT NO. 0710056

This drawing contains information proprietary to The Reinforced Earth Company, and is being furnished for the use of INDIANA DEPARTMENT OF TRANSPORTATION only in connection with this project, and the information contained herein is not to be transmitted to any other organization unless specifically authorized in writing by The Reinforced Earth Company. The Reinforced Earth Company is the exclusive licensee in the United States under patents held by our affiliated companies, and the furnishing of this drawing does not constitute an expressed or implied license under any applicable patents.

The design contained on these drawings is based on information provided by the Owner. Based on the geometry, soil density, soil strength and loading parameters provided in the contract plans, the design is certified with respect to 1) Internal Stability and 2) the following Local External Stability conditions: Block Sliding (PR ≥ 1.0), and eccentricity (e < B/6) measured from the center of the reinforced mass. Foundation bearing capacity, settlement and global stability are the responsibility of the Owner.

REINFORCED EARTH®
12001 Sunrise Valley Drive, Suite 400, Reston, VA 20191 (703) 547-8797
www.reinforcedearth.com

"T-WALL®" AND THE REINFORCED EARTH LOGO ARE REGISTERED TRADEMARKS OF THE REINFORCED EARTH COMPANY.

DESIGNED BY: CJW				PROJECT NAME	BRIDGE 45TH GRADE SEPARATION AT C.N.R. – WALL 3	DATE: 07-10-19
PROJECT ENGR: AB				LOCATION	MUNSTER, IN	CONTRACT No: RE-19735 TEL
CHECKED BY: .	1	11/12/2019	REVISED PER REVIEWER COMMENTS	OWNER	INDIANA DEPARTMENT OF TRANSORTATION	DRAWING No: 6 OF 19
ENGR MANAGER: KD	REV.	DATE	DESCRIPTION	DRAWING COVERS	PLAN AND DETAILS	SCALE: AS SHOWN

R:\RE19735_TEL_CN_45_St_Munster_IN\FINAL\ACAD\WALL_3\19735_WALL_3_PLAN.dwg

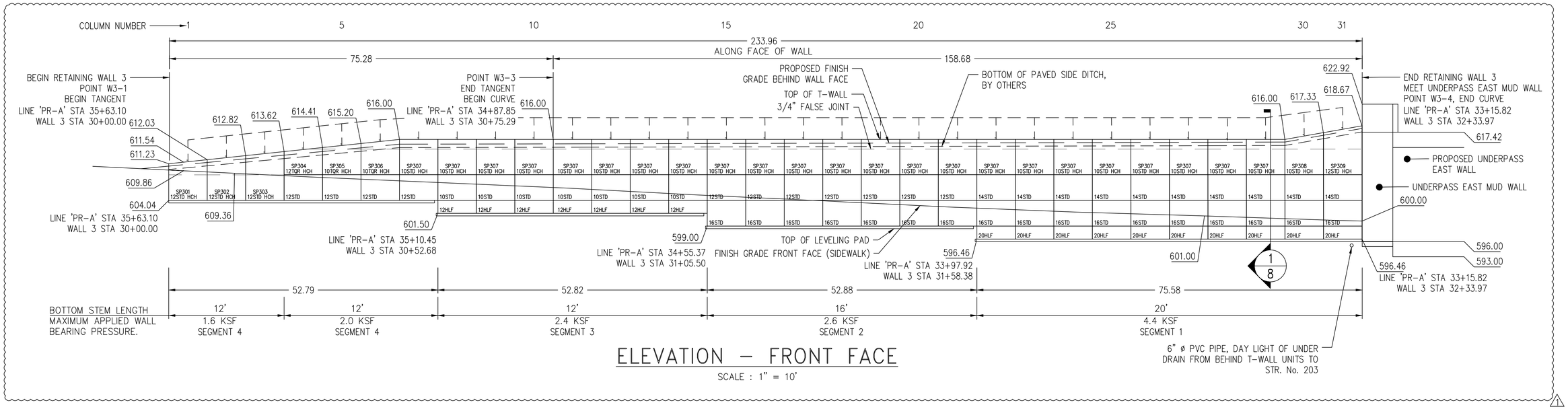

ELEVATION – FRONT FACE

SCALE : 1" = 10'

NOTE:
TOP OF WALL ELEVATIONS OF WALL HAVE BEEN SLIGHTLY MODIFIED TO AVOID FORMLINER CUTTING TO PROVIDE SMOOTH 12" BAND AT THE TOP OF THE WALL.

CERTIFIED WITH RESPECT TO INTERNAL STABILITY OF T-WALL STRUCTURES ONLY

ALEXANDER ABRAHAM
REGISTERED
No. PE11700449
STATE OF INDIANA
PROFESSIONAL ENGINEER

1/13/2020

INDOT PROJECT NO. 0710056

This drawing contains information proprietary to The Reinforced Earth Company, and is being furnished for the use of INDIANA DEPARTMENT OF TRANSPORTATION only in connection with this project, and the information contained herein is not to be transmitted to any other organization unless specifically authorized in writing by The Reinforced Earth Company. The Reinforced Earth Company is the exclusive licensee in the United States under patents held by our affiliated companies, and the furnishing of this drawing does not constitute an expressed or implied license under any applicable patents.

The design contained on these drawings is based on information provided by the Owner. Based on the geometry, soil density, soil strength and loading parameters provided in the contract plans, the design is certified with respect to 1) Internal Stability and 2) the following Local External Stability conditions: Block Sliding (PR ≥ 1.0), and eccentricity (e < B/6) measured from the center of the reinforced mass. Foundation bearing capacity, settlement and global stability are the responsibility of the Owner.

REINFORCED EARTH®
12001 Sunrise Valley Drive, Suite 400, Reston, VA 20191 (703) 547-8797
www.reinforcedearth.com

"T-WALL®" AND THE REINFORCED EARTH LOGO ARE REGISTERED TRADEMARKS OF THE REINFORCED EARTH COMPANY.

DESIGNED BY: CJW				PROJECT NAME	BRIDGE 45TH GRADE SEPARATION AT C.N.R. – WALL 3	DATE: 07-10-19
PROJECT ENGR: AB				LOCATION	MUNSTER, IN	CONTRACT No: RE-19735 TEL
CHECKED BY: .	1	11/12/2019	REVISED PER REVIEWER COMMENTS	OWNER	INDIANA DEPARTMENT OF TRANSORTATION	DRAWING No: 7 OF 19
ENGR MANAGER: KD	REV.	DATE	DESCRIPTION	DRAWING COVERS	ELEVATIONS	SCALE: AS SHOWN

R:\RE19735_TEL_CN_45_St_Munster_IN\FINAL\ACAD\WALL_3\19735_WALL_3_ELEV.dwg

T-WALL QUANTITIES

Unit	Qnty	H1*	H2*	Width**	Stem	Unit Area (sf)	Total Area (sf)	Backfill (cy)***
2.5x7.5x12 HLF	7	2'6 1/2"	2'6 1/2"	7'6 1/2"	12'0"	19.17	134.18	51.24
2.5x7.5x20 HLF	10	2'6 1/2"	2'6 1/2"	7'6 1/2"	20'0"	19.17	191.68	125.20
5.0x7.5x10 STD	7	5'0 1/2"	5'0 1/2"	7'6 1/2"	10'0"	38.02	266.16	84.21
5.0x7.5x12 STD	10	5'0 1/2"	5'0 1/2"	7'6 1/2"	12'0"	38.02	380.23	146.30
5.0x7.5x14 STD	10	5'0 1/2"	5'0 1/2"	7'6 1/2"	14'0"	38.02	380.23	172.30
5.0x7.5x16 STD	17	5'0 1/2"	5'0 1/2"	7'6 1/2"	16'0"	38.02	646.38	337.11
SP301	1	7'2 3/8"	7'11 7/8"	7'6 1/2"	12'0"	57.27	57.27	14.63
SP302	1	7'11 7/8"	8'9 3/8"	7'6 1/2"	12'0"	63.24	63.24	14.63
SP303	1	8'9 3/8"	9'6	7'6 1/2"	12'0"	68.94	68.94	14.63
SP304	1	4'6 1/2"	5'3	7'6 1/2"	12'0"	36.92	36.92	14.63
SP305	1	5'3	6'1 1/2"	7'6 1/2"	10'0"	42.89	42.89	12.03
SP306	1	6'1 1/2"	6'11"	7'6 1/2"	10'0"	49.18	49.18	12.03
SP307	23	6'11"	6'11"	7'6 1/2"	10'0"	52.16	1199.75	276.69
SP308	1	6'11"	8'3"	7'6 1/2"	10'0"	57.19	57.19	12.03
SP309	1	8'3"	9'7"	7'6 1/2"	12'0"	67.25	67.25	14.63
Unit Totals:	92						3641.49	1,302.29

* VERTICAL HIEGHT INCLUDES 1/2" JOINT EXPECT ON SP30#

** HORIZONTAL WIDTH INCLUDES 1/2" JOINT

*** GRANULAR BACKFILL QUANTITIES ARE BETWEEN STEMS ONLY

1

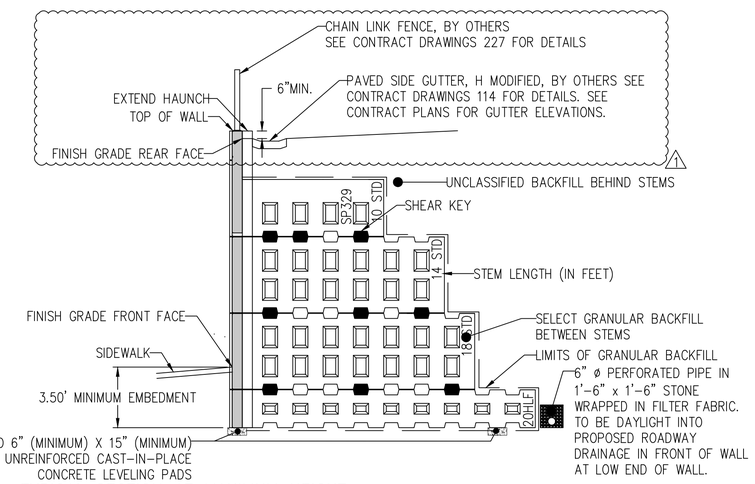

1 TYPICAL SECTION AT MAXIMUM HEIGHT

SCALE: 1" = 5'-0"

CERTIFIED WITH RESPECT TO INTERNAL STABILITY OF T-WALL STRUCTURES ONLY

ALEXANDER ABRAHAM REGISTERED No. PE11700449 STATE OF INDIANA PROFESSIONAL ENGINEER

1/13/2020

INDOT PROJECT NO. 0710056

This drawing contains information proprietary to The Reinforced Earth Company, and is being furnished for the use of INDIANA DEPARTMENT OF TRANSPORTATION only in connection with this project, and the information contained herein is not to be transmitted to any other organization unless specifically authorized in writing by The Reinforced Earth Company. The Reinforced Earth Company is the exclusive licensee in the United States under patents held by our affiliated companies, and the furnishing of this drawing does not constitute an expressed or implied license under any applicable patents.

The design contained on these drawings is based on information provided by the Owner. Based on the geometry, soil density, soil strength and loading parameters provided in the contract plans, the design is certified with respect to 1) Internal Stability and 2) the following Local External Stability conditions: Block Sliding (PR ≥ 1.0), and eccentricity (e < B/6) measured from the center of the reinforced mass. Foundation bearing capacity, settlement and global stability are the responsibility of the Owner.

REINFORCED EARTH®
12001 Sunrise Valley Drive, Suite 400, Reston, VA 20191 (703) 547-8797
www.reinforcedearth.com

"T-WALL®" AND THE REINFORCED EARTH LOGO ARE REGISTERED TRADEMARKS OF THE REINFORCED EARTH COMPANY.

DESIGNED BY: CJW				PROJECT NAME	BRIDGE 45TH GRADE SEPARATION AT C.N.R. – WALL 3	DATE: 07-10-19
PROJECT ENGR: AB				LOCATION	MUNSTER, IN	CONTRACT No: RE-19735 TEL
CHECKED BY: .	1	11/12/2019	REVISED PER REVIEWER COMMENTS	OWNER	INDIANA DEPARTMENT OF TRANSORTATION	DRAWING No: 8 OF 19
ENGR MANAGER: KD	REV.	DATE	DESCRIPTION	DRAWING COVERS	SECTION AND QUANTITIES	SCALE: AS SHOWN

R:\RE19735_TEL_CN_45_St_Munster_IN\FINAL\ACAD\WALL_3\19735_WALL_3_ELEV.dwg

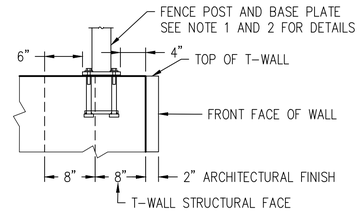

4 T-WALL AND FENCE INTERFACE – PARTIAL SECTION

SCALE: 1" = 1'-0"

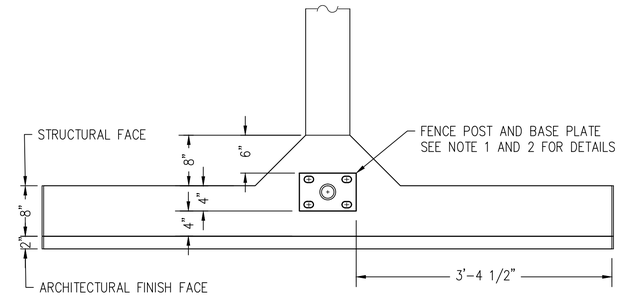

3 T-WALL AND FENCE INTERFACE – PARTIAL PLAN

SCALE: 1" = 1'-0"

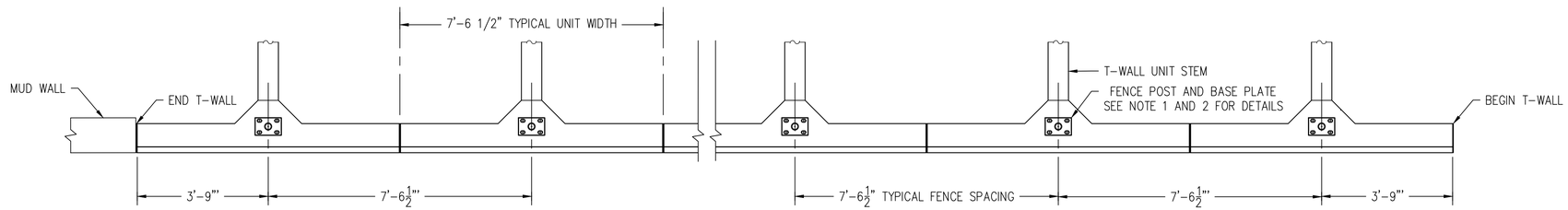

2 T-WALL AND FENCE INTERFACE – PARTIAL PLAN

SCALE: 1/2" = 1'-0"

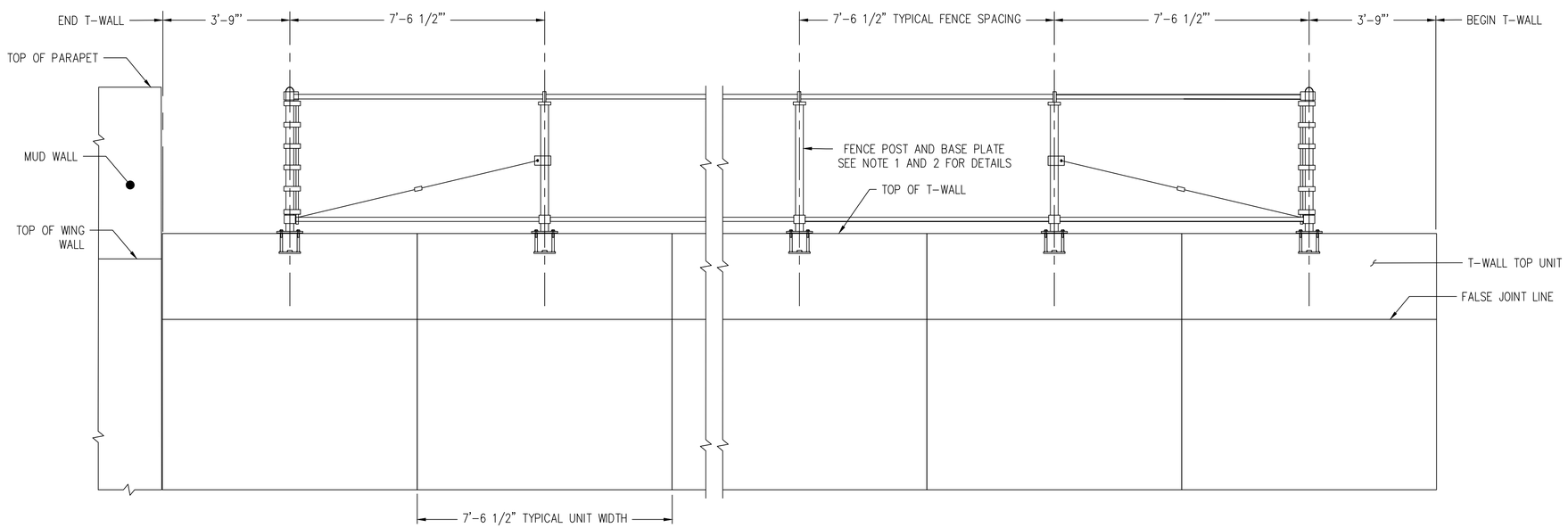

1 T-WALL AND FENCE INTERFACE – PARTIAL FRONT FACE ELEVATION

SCALE: 1/2" = 1'-0"

T-WALL AND FENCE INTERFACE NOTE:

1. SEE CONTRACT SHEET 227, "FENCE DETAILS" FOR ADDITIONAL DETAILS AND NOTES.
2. CONTRACTOR AND PRECASTER TO CO-ORDINATE FENCE PLACEMENT IN THE T-WALL TOP UNIT WITH FENCE SUPPLIER SHOP DRAWINGS PRIOR TO FABRICATION OF FENCE ON T-WALL TOP UNITS.
3. ANCHOR BOLTS, HEX NUTS, WASHERS AND BASE PLATES SHALL BE SUPPLIED BY THE CONTRACTOR AND CAST-IN-PLACE BY PRECASTER.
4. ANCHOR BOLTS HOLDER AND PLATE HOLDER SHALL BE SUPPLIED BY PRECASTER.

CERTIFIED WITH RESPECT TO INTERNAL STABILITY OF T-WALL STRUCTURES ONLY

ALEXANDER ABRAHAM
REGISTERED
No. PE11700449
STATE OF INDIANA
PROFESSIONAL ENGINEER

1/13/2020

INDOT PROJECT NO. 0710056

This drawing contains information proprietary to The Reinforced Earth Company, and is being furnished for the use of INDIANA DEPARTMENT OF TRANSPORTATION only in connection with this project, and the information contained herein is not to be transmitted to any other organization unless specifically authorized in writing by The Reinforced Earth Company. The Reinforced Earth Company is the exclusive licensee in the United States under patents held by our affiliated companies, and the furnishing of this drawing does not constitute an expressed or implied license under any applicable patents.

The design contained on these drawings is based on information provided by the Owner. Based on the geometry, soil density, soil strength and loading parameters provided in the contract plans, the design is certified with respect to 1) Internal Stability and 2) the following Local External Stability conditions: Block Sliding (PR ≥ 1.0), and eccentricity (e < B/6) measured from the center of the reinforced mass. Foundation bearing capacity, settlement and global stability are the responsibility of the Owner.

REINFORCED EARTH®
12001 Sunrise Valley Drive, Suite 400, Reston, VA 20191 (703) 547-8797
www.reinforcedearth.com

"T-WALL®" AND THE REINFORCED EARTH LOGO ARE REGISTERED TRADEMARKS OF THE REINFORCED EARTH COMPANY.

DESIGNED BY: CJW				PROJECT NAME	BRIDGE 45TH GRADE SEPARATION AT C.N.R. – WALL 3	DATE: 07-10-19
PROJECT ENGR: AB				LOCATION	MUNSTER, IN	CONTRACT No: RE-19735 TEL
CHECKED BY: .	1	11/12/2019	REVISED PER REVIEWER COMMENTS	OWNER	INDIANA DEPARTMENT OF TRANSORTATION	DRAWING No: 9 OF 19
ENGR MANAGER: KD	REV.	DATE	DESCRIPTION	DRAWING COVERS	T-WALL & CHAINLINK FENCE DETAILS	SCALE: AS SHOWN

R:\RE19735_TEL_CN_45_St_Munster_IN\FINAL\ACAD\WALL_3\19735_WALL_3_Fence_Details.dwg

SEE ARCHITECTURAL FINISH SUBMISSION
FOR DETAILS ON THE FINISH

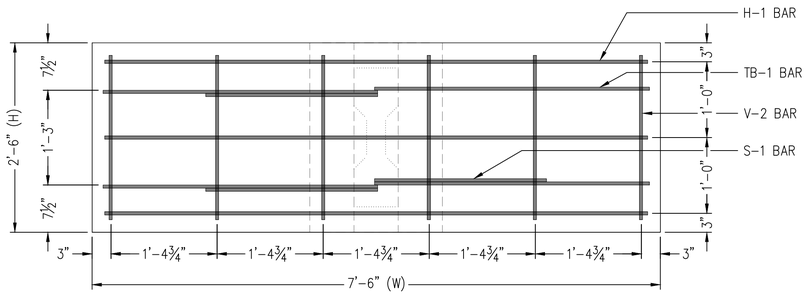

1 FRONT VIEW – STANDARD HALF UNIT (2.5x7.5x10 HLF STD SHOWN)
SCALE: 1" = 1'-0"
(U-1 BARS IN STEM OMITTED FOR CLARITY)

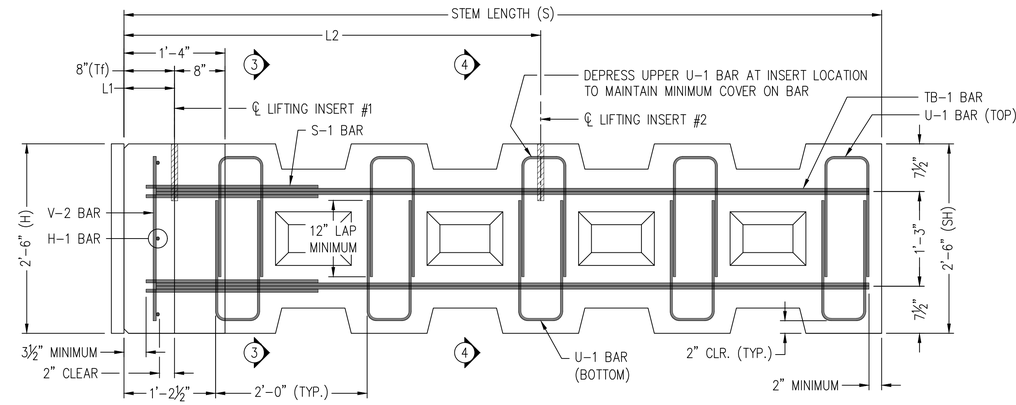

2 SIDE VIEW – STANDARD HALF UNIT (2.5x7.5x10 HLF STD SHOWN)
SCALE: 1" = 1'-0"

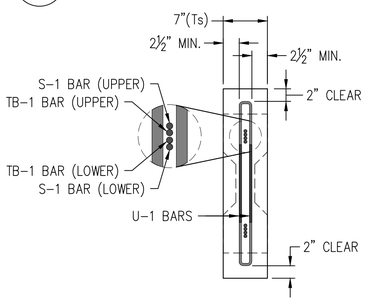

4 SECTION THROUGH STEM
SCALE: 1" = 1'-0"

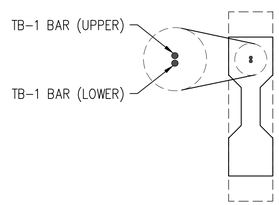

5 SECTION THROUGH STEM
SCALE: 1" = 1'-0"

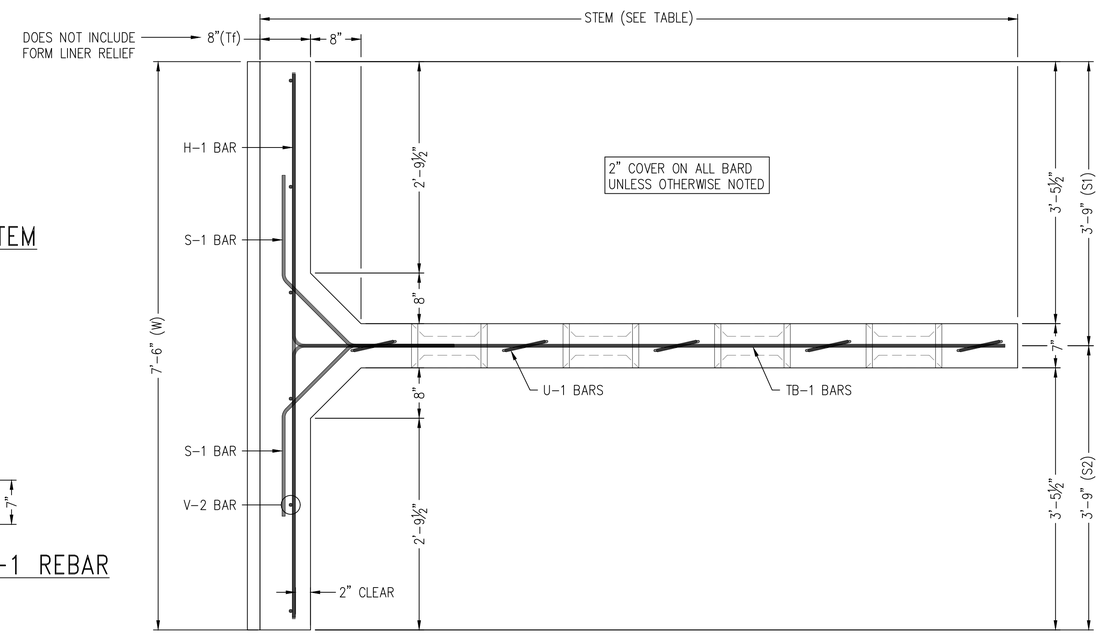

3 PLAN VIEW – STANDARD HALF UNIT (10'-0" STEM SHOWN)
SCALE: 1" = 1'-0"

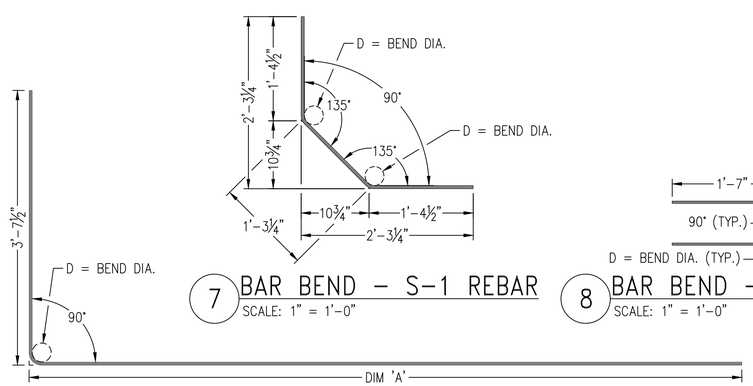

7 BAR BEND – S-1 REBAR
SCALE: 1" = 1'-0"

6 BAR BEND – TB-1 REBAR
SCALE: 1" = 1'-0"

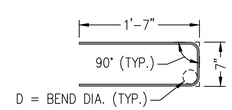

8 BAR BEND – U-1 REBAR
SCALE: 1" = 1'-0"

CERTIFIED WITH RESPECT
TO INTERNAL STABILITY OF
T-WALL STRUCTURES ONLY

ALEXANDER ABRAHAM
REGISTERED
No. PE11700449
STATE OF INDIANA
PROFESSIONAL ENGINEER

1/13/2020

INDOT PROJECT NO. 0710056

This drawing contains information proprietary to The Reinforced Earth Company, and is being furnished for the use of INDIANA DEPARTMENT OF TRANSPORTATION only in connection with this project, and the information contained herein is not to be transmitted to any other organization unless specifically authorized in writing by The Reinforced Earth Company. The Reinforced Earth Company is the exclusive licensee in the United States under patents held by our affiliated companies, and the furnishing of this drawing does not constitute an expressed or implied license under any applicable patents.

The design contained on these drawings is based on information provided by the Owner. Based on the geometry, soil density, soil strength and loading parameters provided in the contract plans, the design is certified with respect to 1) Internal Stability and 2) the following Local External Stability conditions: Block Sliding (PR ≥ 1.0), and eccentricity (e < B/6) measured from the center of the reinforced mass. Foundation bearing capacity, settlement and global stability are the responsibility of the Owner.

REINFORCED EARTH®
12001 Sunrise Valley Drive, Suite 400, Reston, VA 20191 (703) 547-8797
www.reinforcedearth.com

"T-WALL®" AND THE REINFORCED EARTH LOGO ARE REGISTERED TRADEMARKS OF THE REINFORCED EARTH COMPANY.

DESIGNED BY: CJW				PROJECT NAME	BRIDGE 45TH GRADE SEPARATION AT C.N.R. – WALL 3	DATE: 07-10-19
PROJECT ENGR: AB				LOCATION	MUNSTER, IN	CONTRACT No: RE-19735 TEL
CHECKED BY: .	1	11/12/2019	REVISED PER REVIEWER COMMENTS	OWNER	INDIANA DEPARTMENT OF TRANSORTATION	DRAWING No: 10 OF 19
ENGR MANAGER: KD	REV.	DATE	DESCRIPTION	DRAWING COVERS	REBAR – HALF UNITS (1)	SCALE: AS SHOWN

R:\RE19735_TEL_CN_45_St_Munster_IN\FINAL\ACAD\WALL_3\19735_REBAR(2.5x7.5x12-HLF-STD).dwg

T-WALL PROPERTIES

Unit	Qnty	H1	H2	Width	Stem	Tf **	SH	Area (sf)*	Vol. (cy)	Weight (lbs)**	Centroid	L1	L2
2.5x7.5x12 HLF	19	2'6"	2'6"	7'6"	12'0"	0'-10"	2'-6"	18.75	1.13	4,581	3'-1"	0'-8"	5'-6"
2.5x7.5x20 HLF	19	2'6"	2'6"	7'6"	20'0"	0'-10"	2'-6"	37.50	1.48	6,004	6'-4"	0'-8"	11'-6"

* AREA (SF) EXCLUDES THE VERTICAL AND HORIZONTAL JOINT THICKNESS.

** UNIT VOLUME AND WEIGHT BASED ON 10" THICK FRONT FACE, 8" STRUCTURAL FACE THICKNESS PLUS 2" FOR ARCHITECTURAL FINISH.

2.5x7.5x12 HLF

Unit Dims.	Bar Mark	Qnty	Size	Length	Dim A	Dim B	Bend Dia.	Weight	Remarks
H =2'-6"	H-1	3	5	7'-2"				22.43	
W = 7'-6"	U-1	12	4	3'-9"			3"	30.04	
S = 12'-0"	V-2	6	5	2'-2"				13.56	
SH = 2'-6"	S-1	4	4	4'-0 1/2"			3"	10.79	
	TB-1	4	5	15'-0 1/4"	11'-4 3/4"		3 3/4"	62.67	
								139.49	

2.5x7.5x20 HLF

Unit Dims.	Bar Mark	Qnty	Size	Length	Dim A	Dim B	Bend Dia.	Weight	Remarks
H =2'-6"	H-1	3	5	7'-2"				22.43	
W = 7'-6"	U-1	20	4	3'-9"			3"	50.07	
S = 20'-0"	V-2	6	5	2'-2"				13.56	
SH = 2'-6"	S-1	4	4	4'-0 1/2"			3"	10.79	
	TB-1	4	5	23'-0 1/4"	19'-4 3/4"		3 3/4"	96.05	
								192.90	

GENERAL NOTES:

1. PRIMARY REFERENCE:
   - AREMA MANUAL 2018
   - AASHTO, LRFD BRIDGE DESIGN SPECIFICATION, CURRENT EDITION 2018 (WITH INTERIMS)
   - ACI 318-05 – PRECAST CONCRETE

2. FRONT FACE OF T-WALL® UNITS FINISH TREATMENT:
   - THE PRECAST CONCRETE FACING UNITS SHALL HAVE A DRYSTACK (KEYED) STONE PATTERN UNLESS NOTED OTHERWISE.
     - CUSTOM ROCK FORMLINER PATTERN #1208K "DRYSTACK (KEYED) OR AN APPROVED EQUAL SHALL BE USED.
   - T-WALL UNITS WILL BE PROVIDED WITH NATURAL CONCRETE GRAY CEMENT. ANY PREPARATION FOR, AND APPLICATION OF PENETRATING STAIN, SEALANTS OR OTHER COATINGS SHALL BE PROVIDED BY OTHERS AS FOLLOWS:
     - DRYSTACK STONE PATTERN:
       - DRYSTACK (KEYED) STONE PATTERN TO RECEIVE COLOR STAIN THAT CLOSELY APPEARANCE OF NATURAL STONE AND GROUT. SEE GENERAL NOTE 23 ON DRAWING No. 4, AND DETAIL A ON PREVIOUS SHEET.
       - DRYSTACK STONE PATTERN TO RECEIVE CLEAR SEALER.
     - ALL EXPOSED SURFACES TO RECEIVE ANTI-GRAFFITI COAT.

   SEE ARCHITECTURAL FINISH SUBMISSION FOR DETAILS.

3. LIFTING INSERTS:
   - MEADOW BURKE RAPID LIFT RL-22 LIFTING INSERT WITH RL-32 REBAR OR DAYTON SUPERIOR P-53 5-TON SWIFT LIFT EYE WITH P-60 TENSION BAR.
   - 8,000 LBS (4 TONS) MINIMUM RATED WORKING LOAD CAPACITY.
   - REFER TO T-WALL PROPERTIES TABLE FOR INSERT LOCATIONS (L1 & L2).

4. T-WALL® UNIT CONCRETE STRENGTH
   - F'c = 5,000 psi (MINIMUM) @ 28 DAYS
   - MINIMUM STRIPPING STRENGTH: 2,500 psi
   - MINIMUM SHIPPING STRENGTH OF 4,500 psi OR 7 DAYS AFTER CASTING.
   -

5. T-WALL® REINFORCING STEEL:
   - ASTM A615
   - Fy = 60 ksi (GRADE 60)
   - EPOXY COATED
   - WELDING IS NOT PERMITTED

6. REINFORCING FABRICATION AND PLACEMENT TOLERANCES:
   - THE STRUCTURAL DESIGN OF PRECAST UNITS ASSUMES 2 INCHES OF CONCRETE COVER OVER ALL REINFORCING BARS.
   - UNLESS OTHERWISE NOTED IN CONTRACT DOCUMENTS OR REFERENCED SPECIFICATIONS, TOLERANCES ON CONCRETE COVER SHALL BE ±3/8 INCHES.
   - UNLESS OTHERWISE NOTED IN CONTRACT DOCUMENTS OR REFERENCED SPECIFICATIONS, TOLERANCES ON BAR PLACEMENT SHALL BE:
     - VERTICAL LOCATION OF TB-1 BARS: ±3/8 INCHES
     - LOCATION/SPACING OF H-1, V-1, & V-2 BARS: ±1 INCH
   - REGARDLESS OF THE SPECIFIED PLACEMENT TOLERANCES, CONCRETE COVER SHALL BE MAINTAINED WITHIN ±3/8 INCHES AS PREVIOUSLY NOTED.
   - ALL REINFORCING BARS SHALL BE CUT AND BENT FOLLOWING REQUIREMENTS OF THE CRSI MANUAL OF STANDARD PRACTICE.
   - UNLESS NOTED OTHERWISE, TOLERANCES FOR BAR FABRICATION SHALL MEET REQUIREMENTS OF STANDARD ACI 318 AND THE CRSI MANUAL OF STANDARD PRACTICE.

7. CONCRETE COVER SHALL BE MAINTAINED USING PLASTIC CHAIRS AND SPACERS.

8. T-WALL® UNIT'S TOLERANCES
   - FACE LENGTH: ±1/4 INCH
   - FACE WIDTH: ±1/4 INCH
   - FACE HEIGHT: ±1/4 INCH
   - STEM LENGTH: ±3/4 INCH
   - FACE PLANAR: ±1/4 INCH
   - FACE PLUMBNESS: ±1/8 INCH
   - FACE TO STEM OUT OF SQUARE: ±1/4 INCH

9. THE FOLLOWING INFORMATION WILL BE MARKED ON EACH T-WALL® UNIT ON BUTT END OF THE STEM:
   - THE TRADEMARK "T-WALL®"
   - DATE OF MANUFACTURE
   - THE UNIT TYPE (I.E. 10.0x7.5x12 STD)
   - THE LOT NUMBER (IF APPLICABLE)
   - CONTRACT NUMBER

CERTIFIED WITH RESPECT TO INTERNAL STABILITY OF T-WALL STRUCTURES ONLY

ALEXANDER ABRAHAM REGISTERED No. PE11700449 STATE OF INDIANA PROFESSIONAL ENGINEER

1/13/2020

INDOT PROJECT NO. 0710056

This drawing contains information proprietary to The Reinforced Earth Company, and is being furnished for the use of INDIANA DEPARTMENT OF TRANSPORTATION only in connection with this project, and the information contained herein is not to be transmitted to any other organization unless specifically authorized in writing by The Reinforced Earth Company. The Reinforced Earth Company is the exclusive licensee in the United States under patents held by our affiliated companies, and the furnishing of this drawing does not constitute an expressed or implied license under any applicable patents.

The design contained on these drawings is based on information provided by the Owner. Based on the geometry, soil density, soil strength and loading parameters provided in the contract plans, the design is certified with respect to 1) Internal Stability and 2) the following Local External Stability conditions: Block Sliding (PR ≥ 1.0), and eccentricity (e < B/6) measured from the center of the reinforced mass. Foundation bearing capacity, settlement and global stability are the responsibility of the Owner.

REINFORCED EARTH®
12001 Sunrise Valley Drive, Suite 400, Reston, VA 20191 (703) 547-8797
www.reinforcedearth.com

"T-WALL®" AND THE REINFORCED EARTH LOGO ARE REGISTERED TRADEMARKS OF THE REINFORCED EARTH COMPANY.

DESIGNED BY: CJW				PROJECT NAME	BRIDGE 45TH GRADE SEPARATION AT C.N.R. – WALL 3	DATE: 07-10-19
PROJECT ENGR: AB				LOCATION	MUNSTER, IN	CONTRACT No: RE-19735 TEL
CHECKED BY: .	1	11/12/2019	REVISED PER REVIEWER COMMENTS	OWNER	INDIANA DEPARTMENT OF TRANSORTATION	DRAWING No: 11 OF 19
ENGR MANAGER: KD	REV.	DATE	DESCRIPTION	DRAWING COVERS	REBAR – HALF UNITS (2)	SCALE: AS SHOWN

R:\RE19735_TEL_CN_45_St_Munster_IN\FINAL\ACAD\WALL_3\19735_REBAR(2.5x7.5x12-HLF-STD).dwg

SEE ARCHITECTURAL FINISH SUBMISSION
FOR DETAILS ON THE FINISH

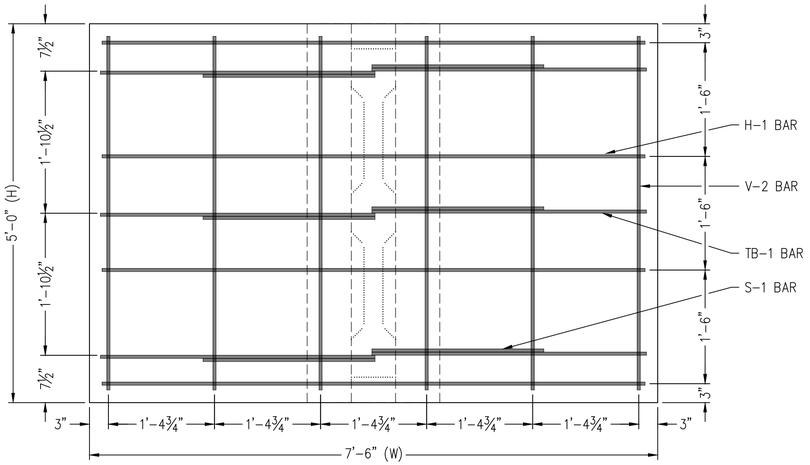

1 FRONT VIEW – 5.0x7.5 STANDARD UNIT
SCALE: 1" = 1'-0"

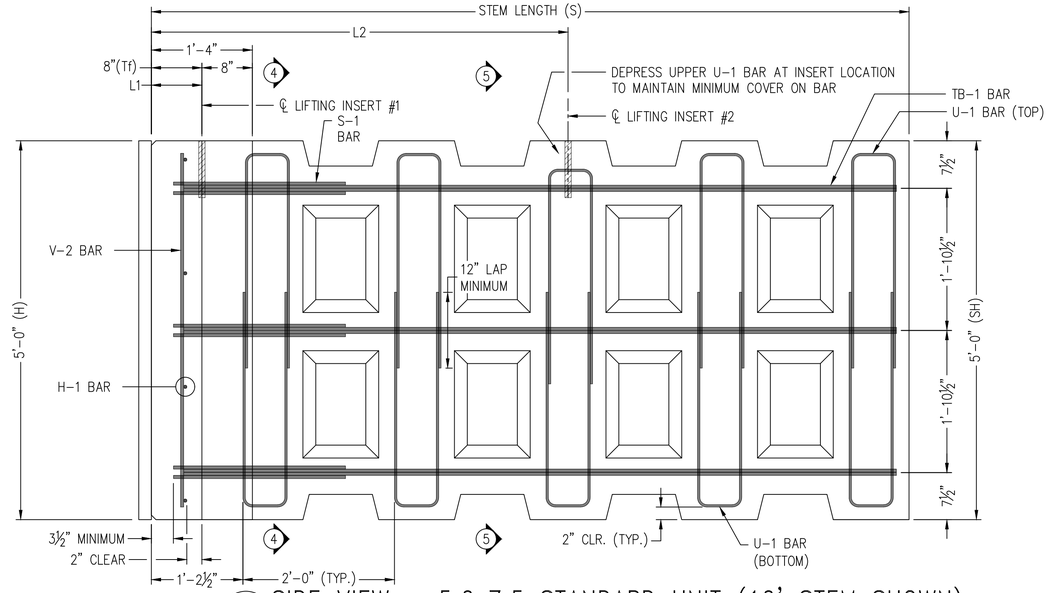

2 SIDE VIEW – 5.0x7.5 STANDARD UNIT (10' STEM SHOWN)
SCALE: 1" = 1'-0"

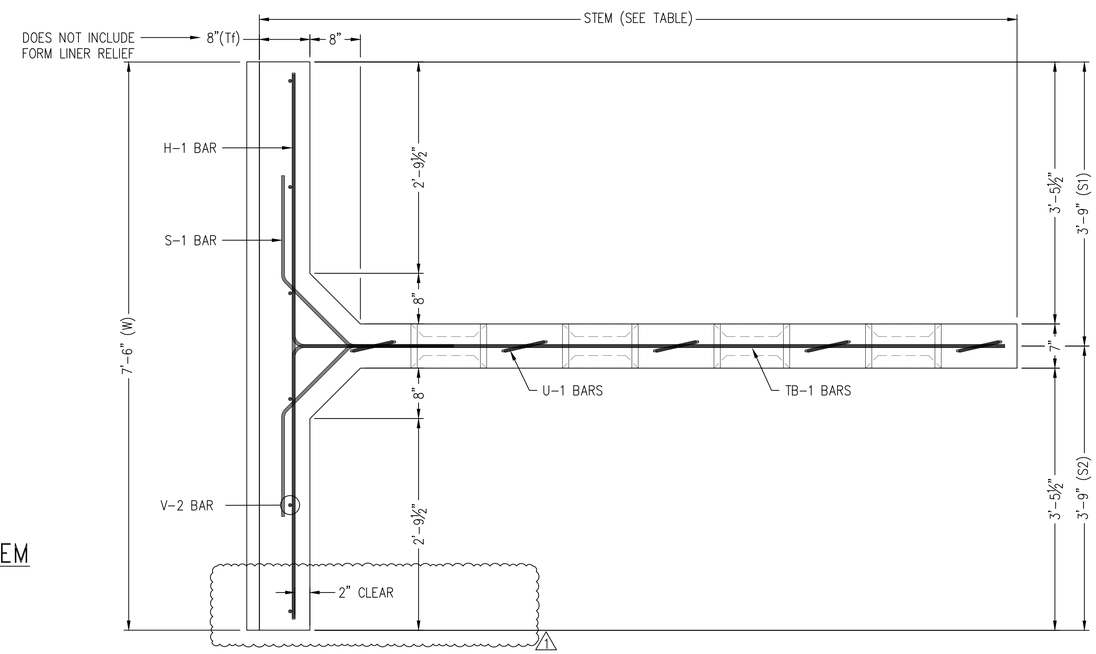

3 PLAN VIEW – 5.0x7.5 STANDARD UNIT (10' STEM SHOWN)
SCALE: 1" = 1'-0"

(DETAIL REMOVED) 1

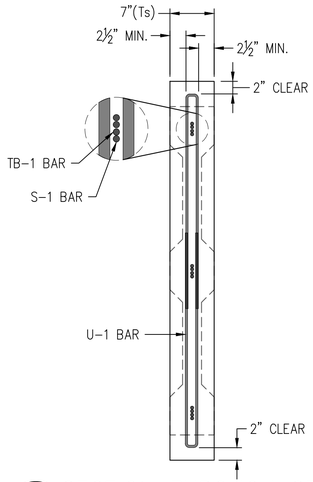

4 SECTION THROUGH STEM
SCALE: 1" = 1'-0"

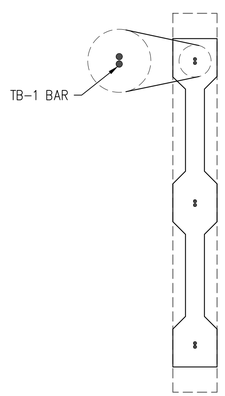

5 SECTION THROUGH STEM
SCALE: 1" = 1'-0"

CERTIFIED WITH RESPECT TO INTERNAL STABILITY OF T-WALL STRUCTURES ONLY

ALEXANDER ABRAHAM
REGISTERED
No. PE11700449
STATE OF INDIANA
PROFESSIONAL ENGINEER
1/13/2020

INDOT PROJECT NO. 0710056

This drawing contains information proprietary to The Reinforced Earth Company, and is being furnished for the use of INDIANA DEPARTMENT OF TRANSPORTATION only in connection with this project, and the information contained herein is not to be transmitted to any other organization unless specifically authorized in writing by The Reinforced Earth Company. The Reinforced Earth Company is the exclusive licensee in the United States under patents held by our affiliated companies, and the furnishing of this drawing does not constitute an expressed or implied license under any applicable patents.

The design contained on these drawings is based on information provided by the Owner. Based on the geometry, soil density, soil strength and loading parameters provided in the contract plans, the design is certified with respect to 1) Internal Stability and 2) the following Local External Stability conditions: Block Sliding (PR ≥ 1.0), and eccentricity (e < B/6) measured from the center of the reinforced mass. Foundation bearing capacity, settlement and global stability are the responsibility of the Owner.

REINFORCED EARTH®
12001 Sunrise Valley Drive, Suite 400, Reston, VA 20191 (703) 547-8797
www.reinforcedearth.com

"T-WALL®" AND THE REINFORCED EARTH LOGO ARE REGISTERED TRADEMARKS OF THE REINFORCED EARTH COMPANY.

DESIGNED BY: CJW				PROJECT NAME	BRIDGE 45TH GRADE SEPARATION AT C.N.R. – WALL 3	DATE: 07-10-19
PROJECT ENGR: AB				LOCATION	MUNSTER, IN	CONTRACT No: RE-19735 TEL
CHECKED BY: .	1	11/12/2019	REVISED PER REVIEWER COMMENTS	OWNER	INDIANA DEPARTMENT OF TRANSORTATION	DRAWING No: 12 OF 19
ENGR MANAGER: KD	REV.	DATE	DESCRIPTION	DRAWING COVERS	REBAR – STANDARD UNITS (1)	SCALE: AS SHOWN

R:\RE19735_TEL_CN_45_St_Munster_IN\FINAL\ACAD\WALL_3\19735_REBAR(5.0x7.5x10.0-STD).dwg

T-WALL PROPERTIES

Unit	Qnty	H1	H2	Width	Stem	Tf **	SH	Area (sf)*	Vol. (cy)	Weight (lbs)**	Centroid	L1	L2
5.0x7.5x10 STD	7	5'0"	5'0"	7'6"	10'0"	0'-10"	5'-0"	37.50	2.09	8,470	2'-6"	0'-8"	3'-6"
5.0x7.5x12 STD	10	5'0"	5'0"	7'6"	12'0"	0'-10"	5'-0"	37.50	2.27	9,187	3'-2"	0'-8"	5'-6"
5.0x7.5x14 STD	10	5'0"	5'0"	7'6"	14'0"	0'-10"	5'-0"	37.50	2.45	9,903	4'-0"	0'-8"	7'-6"
5.0x7.5x16 STD	17	5'0"	5'0"	7'6"	16'0"	0'-10"	5'-0"	37.50	2.62	10,620	4'-10"	0'-8"	9'-6"

* AREA (SF) EXCLUDES THE VERTICAL AND HORIZONTAL JOINT THICKNESS.

** UNIT VOLUME AND WEIGHT BASED ON 10" THICK FRONT FACE, 8" STRUCTURAL FACE THICKNESS PLUS 2" FOR ARCHITECTURAL FINISH.

1

5.0x7.5x10 STD

Unit Dims.	Bar Mark	Qnty	Size	Length	Dim A	Dim B	Bend Dia.	Weight	Remarks
H =5'-0"	H-1	4	6	7'-2"				43.06	
W = 7'-6"	U-1	10	4	6'-3"			3"	41.72	
S = 10'-0"	V-2	6	6	4'-8"				42.06	
SH = 5'-0"	S-1	6	4	4'-0 1/2"			3"	16.19	
	TB-1	6	6	13'-0 1/4"	9'-4 3/4"		4 1/2"	117.35	
								260.38	

5.0x7.5x12 STD 1

Unit Dims.	Bar Mark	Qnty	Size	Length	Dim A	Dim B	Bend Dia.	Weight	Remarks
H =5'-0"	H-1	4	6	7'-2"				43.06	
W = 7'-6"	U-1	12	4	6'-3"			3"	50.07	
S = 12'-0"	V-2	6	6	4'-8"				42.06	
SH = 5'-0"	S-1	6	4	4'-0 1/2"			3"	16.19	
	TB-1	6	6	15'-0 1/4"	11'-4 3/4"		4 1/2"	135.37	
								286.75	

5.0x7.5x14 STD

Unit Dims.	Bar Mark	Qnty	Size	Length	Dim A	Dim B	Bend Dia.	Weight	Remarks
H =5'-0"	H-1	4	6	7'-2"				43.06	
W = 7'-6"	U-1	14	4	3'-9"			3"	35.05	
S = 14'-0"	V-2	6	6	4'-8"				42.06	
SH = 5'-0"	S-1	6	4	4'-0 1/2"			3"	16.19	
	TB-1	6	6	17'-0 1/4"	13'-4 3/4"		4 1/2"	153.40	
								289.75	

5.0x7.5x16 STD

Unit Dims.	Bar Mark	Qnty	Size	Length	Dim A	Dim B	Bend Dia.	Weight	Remarks
H =5'-0"	H-1	4	6	7'-2"				43.06	
W = 7'-6"	U-1	16	4	3'-9"			3"	40.06	
S = 16'-0"	V-2	6	6	4'-8"				42.06	
SH = 5'-0"	S-1	6	4	4'-0 1/2"			3"	16.19	
	TB-1	6	6	19'-0 1/4"	15'-4 3/4"		4 1/2"	171.42	
								312.79	

GENERAL NOTES:

1. PRIMARY REFERENCE:
   - AREMA MANUAL 2018
   - AASHTO, LRFD BRIDGE DESIGN SPECIFICATION, CURRENT EDITION 2018 (WITH INTERIMS)
   - ACI 318-05 – PRECAST CONCRETE

2. FRONT FACE OF T-WALL® UNITS FINISH TREATMENT:
   - THE PRECAST CONCRETE FACING UNITS SHALL HAVE A DRYSTACK (KEYED) STONE PATTERN UNLESS NOTED OTHERWISE.
     - CUSTOM ROCK FORMLINER PATTERN #1208K "DRYSTACK (KEYED) OR AN APPROVED EQUAL SHALL BE USED.
   - T-WALL UNITS WILL BE PROVIDED WITH NATURAL CONCRETE GRAY CEMENT. ANY PREPARATION FOR, AND APPLICATION OF PENETRATING STAIN, SEALANTS OR OTHER COATINGS SHALL BE PROVIDED BY OTHERS AS FOLLOWS:
     - DRYSTACK STONE PATTERN:
       - DRYSTACK (KEYED) STONE PATTERN TO RECEIVE COLOR STAIN THAT CLOSELY APPEARANCE OF NATURAL STONE AND GROUT. SEE GENERAL NOTE 23 ON DRAWING No. 4, AND DETAIL A ON PREVIOUS SHEET.
       - DRYSTACK STONE PATTERN TO RECEIVE CLEAR SEALER.
     - ALL EXPOSED SURFACES TO RECEIVE ANTI-GRAFFITI COAT.

   SEE ARCHITECTURAL FINISH SUBMISSION FOR DETAILS.

3. LIFTING INSERTS:
   - MEADOW BURKE RAPID LIFT RL-22 LIFTING INSERT WITH RL-32 REBAR OR DAYTON SUPERIOR P-53 5-TON SWIFT LIFT EYE WITH P-60 TENSION BAR.
   - 8,000 LBS (4 TONS) MINIMUM RATED WORKING LOAD CAPACITY.
   - REFER TO T-WALL PROPERTIES TABLE FOR INSERT LOCATIONS (L1 & L2).

4. T-WALL® UNIT CONCRETE STRENGTH
   - F'c = 5,000 psi (MINIMUM) @ 28 DAYS
   - MINIMUM STRIPPING STRENGTH: 2,500 psi
   - MINIMUM SHIPPING STRENGTH OF 4,500 psi OR 7 DAYS AFTER CASTING.

5. T-WALL® REINFORCING STEEL:
   - ASTM A615
   - Fy = 60 ksi (GRADE 60)
   - EPOXY COATED
   - WELDING IS NOT PERMITTED

6. REINFORCING FABRICATION AND PLACEMENT TOLERANCES:
   - THE STRUCTURAL DESIGN OF PRECAST UNITS ASSUMES 2 INCHES OF CONCRETE COVER OVER ALL REINFORCING BARS.
   - UNLESS OTHERWISE NOTED IN CONTRACT DOCUMENTS OR REFERENCED SPECIFICATIONS, TOLERANCES ON CONCRETE COVER SHALL BE ±3/8 INCHES.
   - UNLESS OTHERWISE NOTED IN CONTRACT DOCUMENTS OR REFERENCED SPECIFICATIONS, TOLERANCES ON BAR PLACEMENT SHALL BE:
     - VERTICAL LOCATION OF TB-1 BARS: ±3/8 INCHES
     - LOCATION/SPACING OF H-1, V-1, & V-2 BARS: ±1 INCH
   - REGARDLESS OF THE SPECIFIED PLACEMENT TOLERANCES, CONCRETE COVER SHALL BE MAINTAINED WITHIN ±3/8 INCHES AS PREVIOUSLY NOTED.
   - ALL REINFORCING BARS SHALL BE CUT AND BENT FOLLOWING REQUIREMENTS OF THE CRSI MANUAL OF STANDARD PRACTICE.
   - UNLESS NOTED OTHERWISE, TOLERANCES FOR BAR FABRICATION SHALL MEET REQUIREMENTS OF STANDARD ACI 318 AND THE CRSI MANUAL OF STANDARD PRACTICE.

7. CONCRETE COVER SHALL BE MAINTAINED USING PLASTIC CHAIRS AND SPACERS.

8. T-WALL® UNIT'S TOLERANCES

FACE LENGTH:	±1/4 INCH
FACE WIDTH:	±1/4 INCH
FACE HEIGHT:	±1/4 INCH
STEM LENGTH:	±3/4 INCH
FACE PLANAR:	±1/4 INCH
FACE PLUMBNESS:	±1/8 INCH
FACE TO STEM OUT OF SQUARE:	±1/4 INCH

9. THE FOLLOWING INFORMATION WILL BE MARKED ON EACH T-WALL® UNIT ON BUTT END OF THE STEM:
   - THE TRADEMARK "T-WALL®"
   - DATE OF MANUFACTURE
   - THE UNIT TYPE (I.E. 10.0x7.5x12 STD)
   - THE LOT NUMBER (IF APPLICABLE)
   - CONTRACT NUMBER

8 BAR BEND – TB-1 REBAR
SCALE: 1" = 1'-0"

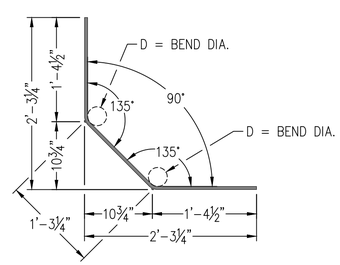

9 BAR BEND – S-1 REBAR
SCALE: 1" = 1'-0"

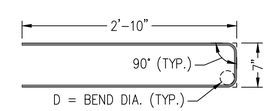

10 BAR BEND – U-1 REBAR
SCALE: 1" = 1'-0"

CERTIFIED WITH RESPECT TO INTERNAL STABILITY OF T-WALL STRUCTURES ONLY

ALEXANDER ABRAHAM REGISTERED No. PE11700449 STATE OF INDIANA PROFESSIONAL ENGINEER

1/13/2020

INDOT PROJECT NO. 0710056

This drawing contains information proprietary to The Reinforced Earth Company, and is being furnished for the use of INDIANA DEPARTMENT OF TRANSPORTATION only in connection with this project, and the information contained herein is not to be transmitted to any other organization unless specifically authorized in writing by The Reinforced Earth Company. The Reinforced Earth Company is the exclusive licensee in the United States under patents held by our affiliated companies, and the furnishing of this drawing does not constitute an expressed or implied license under any applicable patents.

The design contained on these drawings is based on information provided by the Owner. Based on the geometry, soil density, soil strength and loading parameters provided in the contract plans, the design is certified with respect to 1) Internal Stability and 2) the following Local External Stability conditions: Block Sliding (PR ≥ 1.0), and eccentricity (e < B/6) measured from the center of the reinforced mass. Foundation bearing capacity, settlement and global stability are the responsibility of the Owner.

REINFORCED EARTH®
12001 Sunrise Valley Drive, Suite 400, Reston, VA 20191 (703) 547-8797
www.reinforcedearth.com

"T-WALL®" AND THE REINFORCED EARTH LOGO ARE REGISTERED TRADEMARKS OF THE REINFORCED EARTH COMPANY.

DESIGNED BY: CJW				PROJECT NAME	BRIDGE 45TH GRADE SEPARATION AT C.N.R. – WALL 3	DATE: 07-10-19
PROJECT ENGR: AB				LOCATION	MUNSTER, IN	CONTRACT No: RE-19735 TEL
CHECKED BY: .	1	11/12/2019	REVISED PER REVIEWER COMMENTS	OWNER	INDIANA DEPARTMENT OF TRANSORTATION	DRAWING No: 13 OF 19
ENGR MANAGER: KD	REV.	DATE	DESCRIPTION	DRAWING COVERS	REBAR – STANDARD UNITS (2)	SCALE: AS SHOWN

R:\RE19735_TEL_CN_45_St_Munster_IN\FINAL\ACAD\WALL_3\19735_REBAR(5.0x7.5x10.0-STD).dwg

SEE ARCHITECTURAL FINISH SUBMISSION
FOR DETAILS ON THE FINISH



1 FRONT VIEW – THREE QUARTER TOP UNITS (8.5x7.5x10 TQR TOP SHOWN)
SCALE: 1" = 1'-0"
(U-1 BARS IN STEM OMITTED FOR CLARITY)

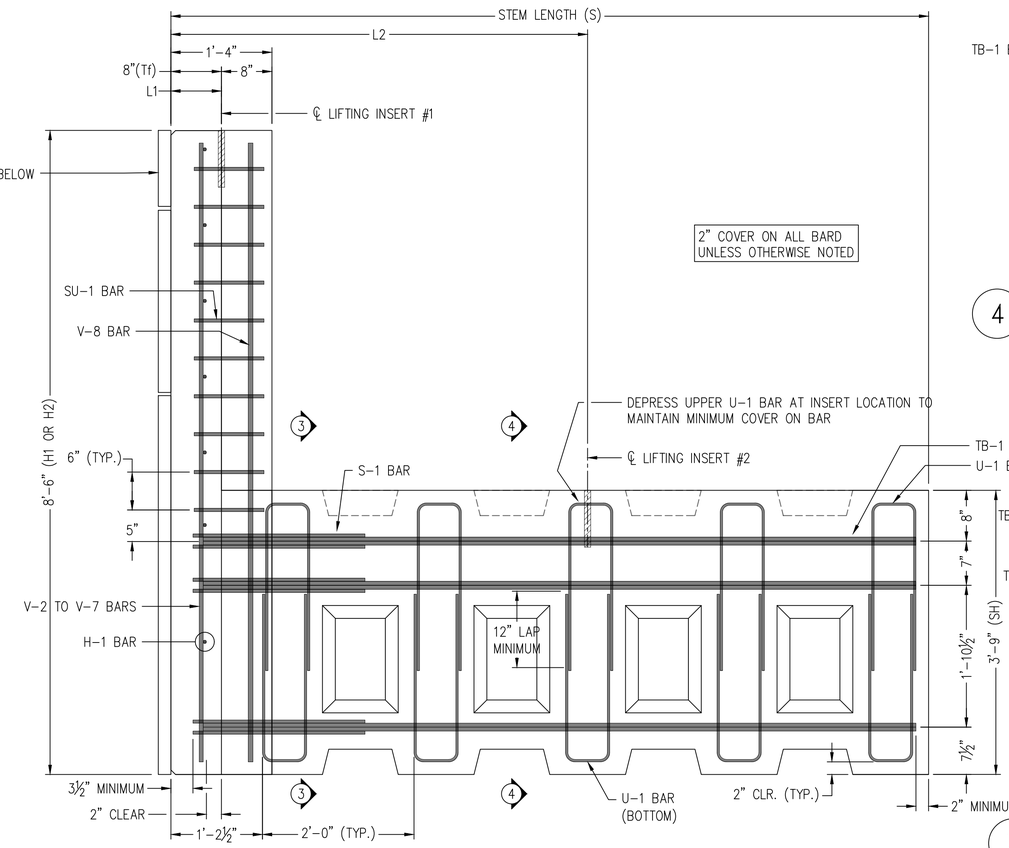

2 SIDE VIEW – THREE QUARTER TOP UNITS (8.5x7.5x10 TQR TOP SHOWN)
SCALE: 1" = 1'-0"

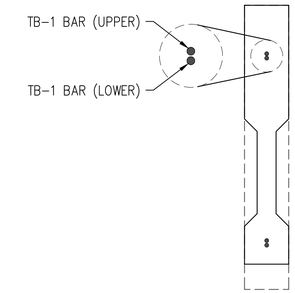

4 SECTION THROUGH STEM
SCALE: 1" = 1'-0"

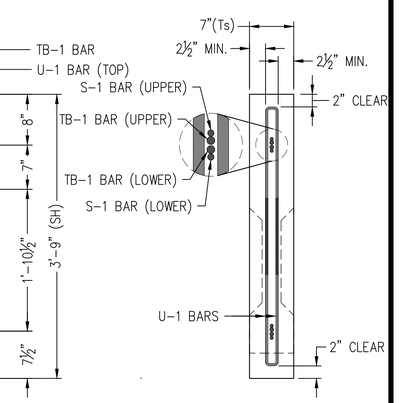

3 SECTION THROUGH STEM
SCALE: 1" = 1'-0"

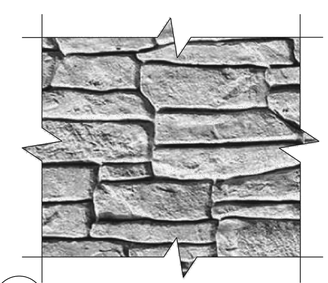

A DRYSTACK (KEYED) STONE PATTERN
No Scale

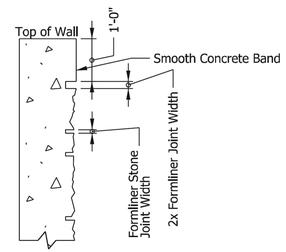

B TOP BAND DETAIL
Not to Scale

CERTIFIED WITH RESPECT TO INTERNAL STABILITY OF T-WALL STRUCTURES ONLY

ALEXANDER ABRAHAM REGISTERED No. PE11700449 STATE OF INDIANA PROFESSIONAL ENGINEER
1/13/2020

INDOT PROJECT NO. 0710056

This drawing contains information proprietary to The Reinforced Earth Company, and is being furnished for the use of INDIANA DEPARTMENT OF TRANSPORTATION only in connection with this project, and the information contained herein is not to be transmitted to any other organization unless specifically authorized in writing by The Reinforced Earth Company. The Reinforced Earth Company is the exclusive licensee in the United States under patents held by our affiliated companies, and the furnishing of this drawing does not constitute an expressed or implied license under any applicable patents.

The design contained on these drawings is based on information provided by the Owner. Based on the geometry, soil density, soil strength and loading parameters provided in the contract plans, the design is certified with respect to 1) Internal Stability and 2) the following Local External Stability conditions: Block Sliding (PR ≥ 1.0), and eccentricity (e < B/6) measured from the center of the reinforced mass. Foundation bearing capacity, settlement and global stability are the responsibility of the Owner.

REINFORCED EARTH®
12001 Sunrise Valley Drive, Suite 400, Reston, VA 20191 (703) 547-8797
www.reinforcedearth.com

"T-WALL®" AND THE REINFORCED EARTH LOGO ARE REGISTERED TRADEMARKS OF THE REINFORCED EARTH COMPANY.

DESIGNED BY: CJW				PROJECT NAME	BRIDGE 45TH GRADE SEPARATION AT C.N.R. – WALL 3	DATE: 07-10-19
PROJECT ENGR: AB				LOCATION	MUNSTER, IN	CONTRACT No: RE-19735 TEL
CHECKED BY: .	1	11/12/2019	REVISED PER REVIEWER COMMENTS	OWNER	INDIANA DEPARTMENT OF TRANSORTATION	DRAWING No: 14 OF 19
ENGR MANAGER: KD	REV.	DATE	DESCRIPTION	DRAWING COVERS	REBAR – THREE QUARTER TOP UNITS (1)	SCALE: AS SHOWN

R:\RE19735_TEL_CN_45_St_Munster_IN\FINAL\ACAD\WALL_3\19734_REBAR_TQR_TOP_SLOPE_H.dwg

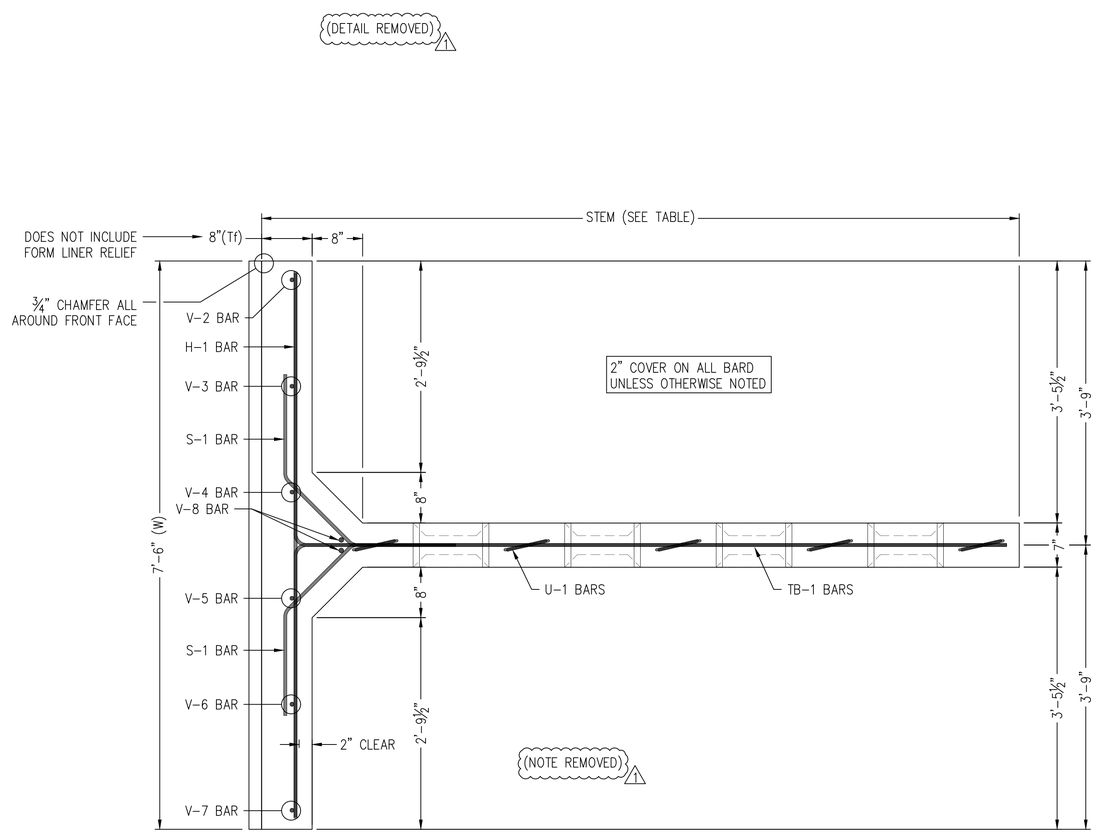

5 PLAN VIEW AT STEM – THREE QUARTER TOP UNIT (10'-0" STEM SHOWN)
SCALE: 1" = 1'-0"

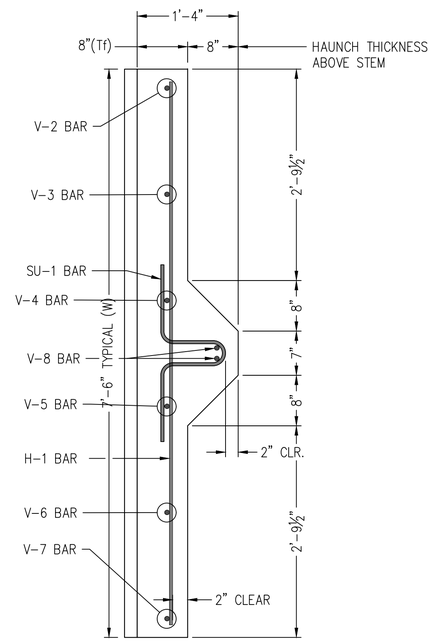

6 PLAN VIEW – EXTENDED FACE PANEL
SCALE: 1" = 1'-0"



7 BAR BEND – TB-1 REBAR
SCALE: 1" = 1'-0"

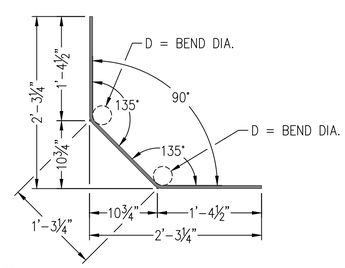

8 BAR BEND – S-1 REBAR
SCALE: 1" = 1'-0"

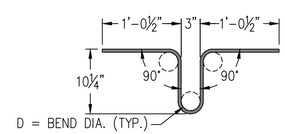

10 BAR BEND – SU-1 REBAR
SCALE: 1" = 1'-0"

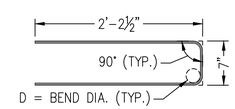

9 BAR BEND – U-1 REBAR
SCALE: 1" = 1'-0"

GENERAL NOTES:

1. PRIMARY REFERENCE:
   - AREMA MANUAL 2018
   - AASHTO, LRFD BRIDGE DESIGN SPECIFICATION, CURRENT EDITION 2018 (WITH INTERIMS)
   - ACI 318-05 – PRECAST CONCRETE

2. FRONT FACE OF T-WALL® UNITS FINISH TREATMENT:
   THE PRECAST CONCRETE FACING UNITS SHALL HAVE A DRYSTACK (KEYED) STONE PATTERN UNLESS NOTED OTHERWISE. TOP UNITS TO RECEIVE 1 FOOT HIGH SMOOTH TOP BAND AT TOP EDGE OF UNIT.
   - CUSTOM ROCK FORMLINER PATTERN #1208K "DRYSTACK (KEYED) OR AN APPROVED EQUAL SHALL BE USED.

   T-WALL UNITS WILL BE PROVIDED WITH NATURAL CONCRETE GRAY CEMENT. ANY PREPARATION FOR, AND APPLICATION OF PENETRATING STAIN, SEALANTS OR OTHER COATINGS SHALL BE PROVIDED BY OTHERS AS FOLLOWS:
   - DRYSTACK STONE PATTERN:
     - DRYSTACK (KEYED) STONE PATTERN TO RECEIVE COLOR STAIN THAT CLOSELY APPEARANCE OF NATURAL STONE AND GROUT. SEE GENERAL NOTE 23 ON DRAWING No. 4, AND DETAIL A ON PREVIOUS SHEET.
     - DRYSTACK STONE PATTERN TO RECEIVE CLEAR SEALER.
   - SMOOTH TOP BAND:
     - 1 FOOT HIGH SMOOTH TOP BAND TO BE AT TOP EDGE OF T-WALL TOP UNITS ONLY. SEE DETAIL A ON PREVIOUS SHEET.
     - SMOOTH TOP BAND TO RECEIVE OFF WHITE SEALER.
   - ALL EXPOSED SURFACES TO RECEIVE ANTI-GRAFFITI COAT.

   SEE ARCHITECTURAL FINISH SUBMISSION FOR DETAILS.

3. LIFTING INSERTS:
   - MEADOW BURKE RAPID LIFT RL-22 LIFTING INSERT WITH RL-32 REBAR OR DAYTON SUPERIOR P-53 5-TON SWIFT LIFT EYE WITH P-60 TENSION BAR.
   - 8,000 LBS (4 TONS) MINIMUM RATED WORKING LOAD CAPACITY.
   - REFER TO T-WALL PROPERTIES TABLE FOR INSERT LOCATIONS (L1 & L2).

4. T-WALL® UNIT CONCRETE STRENGTH
   - F'c = 5,000 psi (MINIMUM) @ 28 DAYS
   - MINIMUM STRIPPING STRENGTH: 2,500 psi
   - MINIMUM SHIPPING STRENGTH OF 4,500 psi OR 7 DAYS AFTER CASTING.

5. T-WALL® REINFORCING STEEL:
   - ASTM A615
   - Fy = 60 ksi (GRADE 60)
   - EPOXY COATED
   - WELDING IS NOT PERMITTED

6. REINFORCING FABRICATION AND PLACEMENT TOLERANCES:
   - THE STRUCTURAL DESIGN OF PRECAST UNITS ASSUMES 2 INCHES OF CONCRETE COVER OVER ALL REINFORCING BARS.
   - UNLESS OTHERWISE NOTED IN CONTRACT DOCUMENTS OR REFERENCED SPECIFICATIONS, TOLERANCES ON CONCRETE COVER SHALL BE ±3/8 INCHES.
   - UNLESS OTHERWISE NOTED IN CONTRACT DOCUMENTS OR REFERENCED SPECIFICATIONS, TOLERANCES ON BAR PLACEMENT SHALL BE:
     - VERTICAL LOCATION OF TB-1 BARS: ±3/8 INCHES
     - LOCATION/SPACING OF H-1, V-1, & V-2 BARS: ±1 INCH
   - REGARDLESS OF THE SPECIFIED PLACEMENT TOLERANCES, CONCRETE COVER SHALL BE MAINTAINED WITHIN ±3/8 INCHES AS PREVIOUSLY NOTED.
   - ALL REINFORCING BARS SHALL BE CUT AND BENT FOLLOWING REQUIREMENTS OF THE CRSI MANUAL OF STANDARD PRACTICE.
   - UNLESS NOTED OTHERWISE, TOLERANCES FOR BAR FABRICATION SHALL MEET REQUIREMENTS OF STANDARD ACI 318 AND THE CRSI MANUAL OF STANDARD PRACTICE.

7. CONCRETE COVER SHALL BE MAINTAINED USING PLASTIC CHAIRS AND SPACERS.

8. T-WALL® UNIT'S TOLERANCES

FACE LENGTH:	±1/4 INCH
FACE WIDTH:	±1/4 INCH
FACE HEIGHT:	±1/4 INCH
STEM LENGTH:	±3/4 INCH
FACE PLANAR:	±1/4 INCH
FACE PLUMBNESS:	±1/8 INCH
FACE TO STEM OUT OF SQUARE:	±1/4 INCH

9. THE FOLLOWING INFORMATION WILL BE MARKED ON EACH T-WALL® UNIT ON BUTT END OF THE STEM:
   - THE TRADEMARK "T-WALL®"
   - DATE OF MANUFACTURE
   - THE UNIT TYPE (I.E. 10.0x7.5x12 STD)
   - THE LOT NUMBER (IF APPLICABLE)
   - CONTRACT NUMBER

10. 3/4" FALSE JOINT LOCATION:
    - FIRST JOINT CENTERED 5'-03/8" FROM BOTTOM OF UNIT.
    - THE FALSE JOINT SHALL BE 3/4" HIGH AND 3/4" DEEP.

CERTIFIED WITH RESPECT TO INTERNAL STABILITY OF T-WALL STRUCTURES ONLY

ALEXANDER ABRAHAM REGISTERED No. PE11700449 STATE OF INDIANA PROFESSIONAL ENGINEER
1/13/2020

INDOT PROJECT NO. 0710056

This drawing contains information proprietary to The Reinforced Earth Company, and is being furnished for the use of INDIANA DEPARTMENT OF TRANSPORTATION only in connection with this project, and the information contained herein is not to be transmitted to any other organization unless specifically authorized in writing by The Reinforced Earth Company. The Reinforced Earth Company is the exclusive licensee in the United States under patents held by our affiliated companies, and the furnishing of this drawing does not constitute an expressed or implied license under any applicable patents.

The design contained on these drawings is based on information provided by the Owner. Based on the geometry, soil density, soil strength and loading parameters provided in the contract plans, the design is certified with respect to 1) Internal Stability and 2) the following Local External Stability conditions: Block Sliding (PR ≥ 1.0), and eccentricity (e < B/6) measured from the center of the reinforced mass. Foundation bearing capacity, settlement and global stability are the responsibility of the Owner.

REINFORCED EARTH®
12001 Sunrise Valley Drive, Suite 400, Reston, VA 20191 (703) 547-8797
www.reinforcedearth.com

"T-WALL®" AND THE REINFORCED EARTH LOGO ARE REGISTERED TRADEMARKS OF THE REINFORCED EARTH COMPANY.

DESIGNED BY: CJW				PROJECT NAME	BRIDGE 45TH GRADE SEPARATION AT C.N.R. – WALL 3	DATE: 07-10-19
PROJECT ENGR: AB				LOCATION	MUNSTER, IN	CONTRACT No: RE-19735 TEL
CHECKED BY: .	1	11/12/2019	REVISED PER REVIEWER COMMENTS	OWNER	INDIANA DEPARTMENT OF TRANSORTATION	DRAWING No: 15 OF 19
ENGR MANAGER: KD	REV.	DATE	DESCRIPTION	DRAWING COVERS	REBAR – THREE QUARTER TOP UNITS (2)	SCALE: AS SHOWN

R:\RE19735_TEL_CN_45_St_Munster_IN\FINAL\ACAD\WALL_3\19734_REBAR_TQR_TOP_SLOPE_H.dwg

T-WALL PROPERTIES

Unit	Qnty	H1	H2	Width	Stem	Area (sf)*	Vol. (cy)	Weight (lbs)**	Centroid	L1	L2
SP304	1	4'-6 3/4"	5'-4"	7'-6"	10'-0"	37.10	1.84	7,432	3'-2"	0'-8"	6'-4"
SP305 1	1	5'-4"	6'-1 1/2"	7'-6"	10'-0"	42.94	2.0	8,114	2'-11"	0'-8"	6'-4"
SP306	1	6'-1 1/2"	6'-11"	7'-6"	10'-0"	48.90	2.17	8,809	2'-9"	0'-8"	6'-4"

* AREA (SF) EXCLUDES THE VERTICAL AND HORIZONTAL JOINT THICKNESS.

** UNIT VOLUME AND WEIGHT BASED ON 10" THICK FRONT FACE, 8" STRUCTURAL FACE THICKNESS PLUS 2" FOR ARCHITECTURAL FINISH.

SP304

Unit Dims.	Bar Mark	Qnty	Size	Length	Dim A	Dim B	Bend Dia.	Weight	Remarks
H1 = 4'-6 3/4"	H-1	6	5	7'-2"				42.59	
H2 = 5'-4"	U-1	10	4	3'-9"			3"	25.03	
W = 7'-6"	V-2	1	5	4'-6 3/4"				4.76	
S = 10'-0"	V-3	1	5	4'-8 1/2"				4.91	
SH = 3'-9"	V-4	1	5	4'-10 1/8"				5.06	
	V-5	1	5	4'-11 3/8"				5.16	
	V-6	1	5	5'-1 5/8"				5.35	
	V-7	1	5	5'-3 1/4"				5.50	
	V-8	2	6	4'-10 7/8"				14.75	
	SU-1	2	4	4'-0 1/4"			3"	6.42	
	S-1	6	4	4'-0 1/2"			3"	16.19	
	TB-1	6	5	13'-0 1/4"	9'-4 3/4"		3 3/4"	81.49	
								217.21	

SP305 1

Unit Dims.	Bar Mark	Qnty	Size	Length	Dim A	Dim B	Bend Dia.	Weight	Remarks
H1 = 5'-4"	H-1	6	5	7'-2"				48.41	
H2 = 6'-1 1/2"	U-1	10	4	3'-9"			3"	25.03	
W = 7'-6"	V-2	1	5	5'-3 7/8"				5.56	
S = 10'-0"	V-3	1	5	5'-5 3/4"				5.71	
SH = 3'-9"	V-4	1	5	5'-7 1/2"				5.87	
	V-5	1	5	5'-8 3/4"				5.97	
	V-6	1	5	5'-11"				6.18	
	V-7	1	5	6'-0 7/8"				6.33	
	V-8	2	6	5'-8 1/4"				17.09	
	SU-1	4	4	4'-0 1/4"			3"	10.61	
	S-1	6	4	4'-0 1/2"			3"	16.19	
	TB-1	6	5	13'-0 1/4"	9'-4 3/4"		3 3/4"	81.49	
								234.43	

SP306

Unit Dims.	Bar Mark	Qnty	Size	Length	Dim A	Dim B	Bend Dia.	Weight	Remarks
H1 = 6'-1 1/2"	H-1	7	5	7'-2"				54.34	
H2 = 6'-11"	U-1	10	4	3'-9"			3"	25.03	
W = 7'-6"	V-2	1	5	6'-1 1/2"				6.39	
S = 10'-0"	V-3	1	5	6'-3 1/4"				6.54	
SH = 3'-9"	V-4	1	5	6'-5"				6.69	
	V-5	1	5	6'-6 1/4"				6.80	
	V-6	1	5	6'-8 5/8"				7.00	
	V-7	1	5	6'-10 3/8"				7.16	
	V-8	2	6	6'-5 3/4"				19.48	
	SU-1	6	4	4'-0 1/4"			3"	14.87	
	S-1	6	4	4'-0 1/2"			3"	16.19	
	TB-1	6	5	13'-0 1/4"	9'-4 3/4"		3 3/4"	81.49	
								251.99	

CERTIFIED WITH RESPECT TO INTERNAL STABILITY OF T-WALL STRUCTURES ONLY

ALEXANDER ABRAHAM REGISTERED No. PE11700449 STATE OF INDIANA PROFESSIONAL ENGINEER

1/13/2020

INDOT PROJECT NO. 0710056

This drawing contains information proprietary to The Reinforced Earth Company, and is being furnished for the use of INDIANA DEPARTMENT OF TRANSPORTATION only in connection with this project, and the information contained herein is not to be transmitted to any other organization unless specifically authorized in writing by The Reinforced Earth Company. The Reinforced Earth Company is the exclusive licensee in the United States under patents held by our affiliated companies, and the furnishing of this drawing does not constitute an expressed or implied license under any applicable patents.

The design contained on these drawings is based on information provided by the Owner. Based on the geometry, soil density, soil strength and loading parameters provided in the contract plans, the design is certified with respect to 1) Internal Stability and 2) the following Local External Stability conditions: Block Sliding (PR ≥ 1.0), and eccentricity (e < B/6) measured from the center of the reinforced mass. Foundation bearing capacity, settlement and global stability are the responsibility of the Owner.

REINFORCED EARTH®
12001 Sunrise Valley Drive, Suite 400, Reston, VA 20191 (703) 547-8797
www.reinforcedearth.com

"T-WALL®" AND THE REINFORCED EARTH LOGO ARE REGISTERED TRADEMARKS OF THE REINFORCED EARTH COMPANY.

DESIGNED BY: CJW				PROJECT NAME	BRIDGE 45TH GRADE SEPARATION AT C.N.R. - WALL 3	DATE: 07-10-19
PROJECT ENGR: AB				LOCATION	MUNSTER, IN	CONTRACT No: RE-19735 TEL
CHECKED BY: .	1	11/12/2019	REVISED PER REVIEWER COMMENTS	OWNER	INDIANA DEPARTMENT OF TRANSORTATION	DRAWING No: 16 OF 19
ENGR MANAGER: KD	REV.	DATE	DESCRIPTION	DRAWING COVERS	REBAR - THREE QUARTER TOP UNITS (3)	SCALE: AS SHOWN

R:\RE19735_TEL_CN_45_St_Munster_IN\FINAL\ACAD\WALL_3\19734_REBAR_TQR_TOP_SLOPE_H.dwg

SEE ARCHITECTURAL FINISH SUBMISSION
FOR DETAILS ON THE FINISH

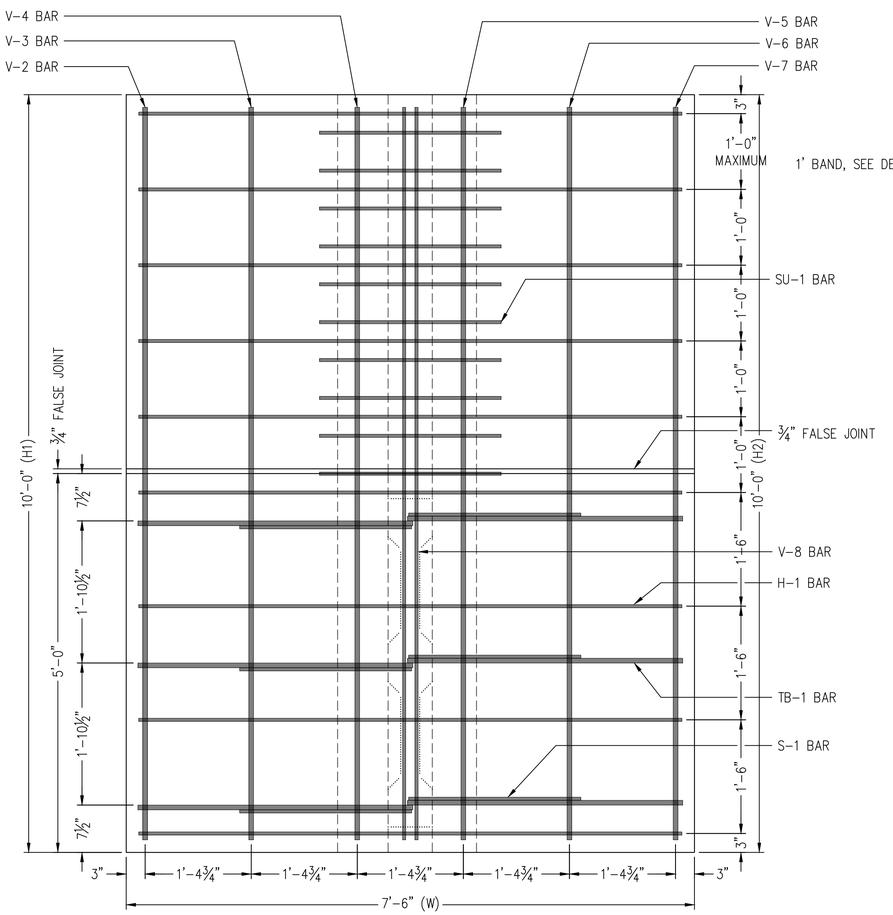

1 FRONT VIEW – STANDARD TOP UNITS (10.0x7.5x10 STD TOP SHOWN)
SCALE: 1" = 1'-0"
(U-1 BARS IN STEM OMITTED FOR CLARITY)

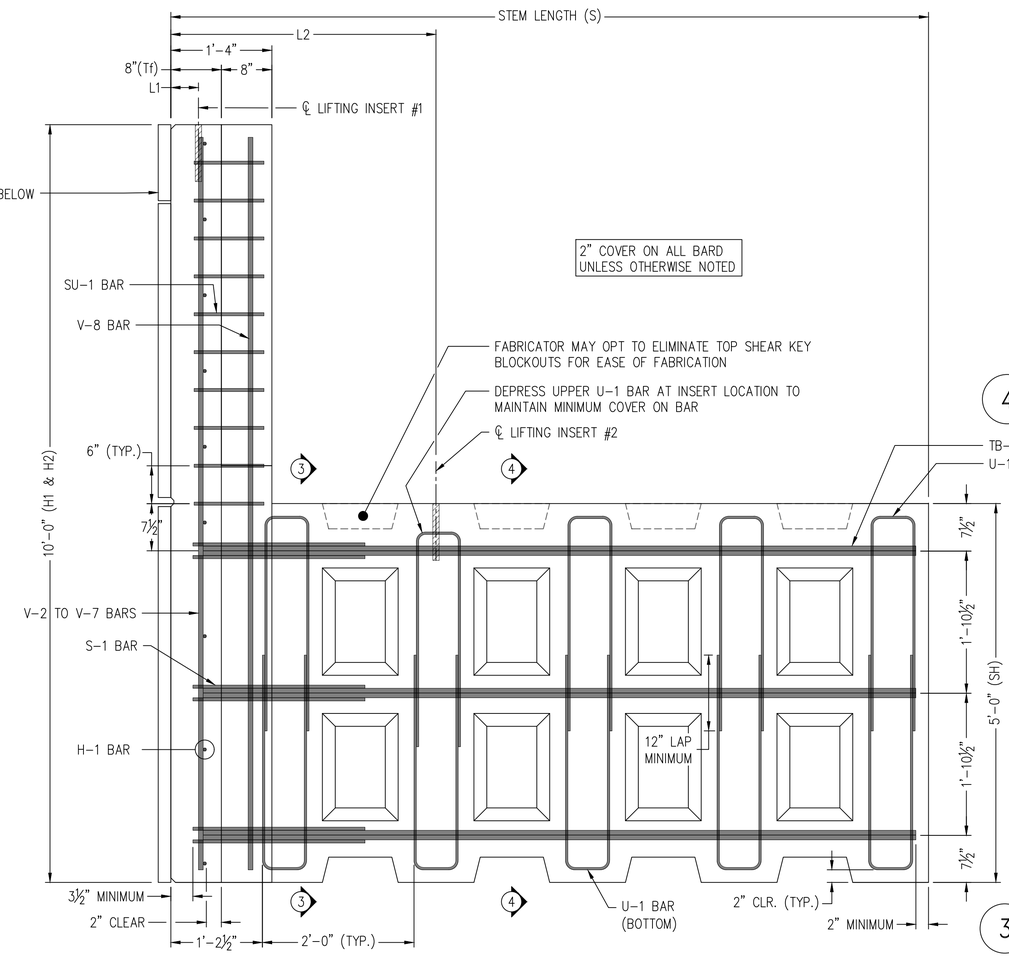

2 SIDE VIEW – STANDARD TOP UNITS (10.0x7.5x10 STD TOP SHOWN)
SCALE: 1" = 1'-0"

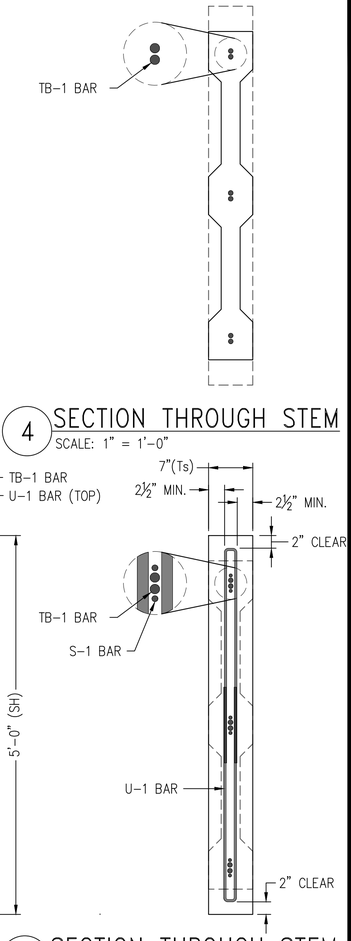

4 SECTION THROUGH STEM
SCALE: 1" = 1'-0"

3 SECTION THROUGH STEM
SCALE: 1" = 1'-0"

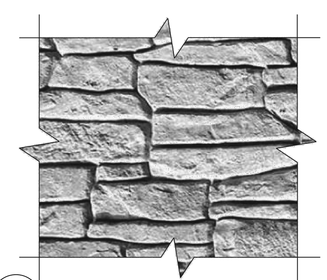

A DRYSTACK (KEYED) STONE PATTERN
No Scale

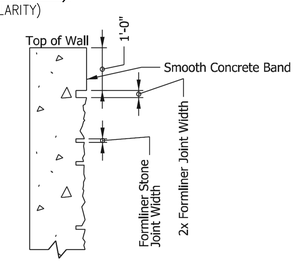

B TOP BAND DETAIL
Not to Scale

CERTIFIED WITH RESPECT TO INTERNAL STABILITY OF T-WALL STRUCTURES ONLY

ALEXANDER ABRAHAM REGISTERED No. PE11700449 STATE OF INDIANA PROFESSIONAL ENGINEER
1/13/2020

INDOT PROJECT NO. 0710056

This drawing contains information proprietary to The Reinforced Earth Company, and is being furnished for the use of INDIANA DEPARTMENT OF TRANSPORTATION only in connection with this project, and the information contained herein is not to be transmitted to any other organization unless specifically authorized in writing by The Reinforced Earth Company. The Reinforced Earth Company is the exclusive licensee in the United States under patents held by our affiliated companies, and the furnishing of this drawing does not constitute an expressed or implied license under any applicable patents.

The design contained on these drawings is based on information provided by the Owner. Based on the geometry, soil density, soil strength and loading parameters provided in the contract plans, the design is certified with respect to 1) Internal Stability and 2) the following Local External Stability conditions: Block Sliding (PR ≥ 1.0), and eccentricity (e < B/6) measured from the center of the reinforced mass. Foundation bearing capacity, settlement and global stability are the responsibility of the Owner.

REINFORCED EARTH®
12001 Sunrise Valley Drive, Suite 400, Reston, VA 20191 (703) 547-8797
www.reinforcedearth.com

"T-WALL®" AND THE REINFORCED EARTH LOGO ARE REGISTERED TRADEMARKS OF THE REINFORCED EARTH COMPANY.

DESIGNED BY: CJW				PROJECT NAME	BRIDGE 45TH GRADE SEPARATION AT C.N.R. – WALL 3	DATE: 07-10-19
PROJECT ENGR: AB				LOCATION	MUNSTER, IN	CONTRACT No: RE-19735 TEL
CHECKED BY: .	1	11/12/2019	REVISED PER REVIEWER COMMENTS	OWNER	INDIANA DEPARTMENT OF TRANSORTATION	DRAWING No: 17 OF 19
ENGR MANAGER: KD	REV.	DATE	DESCRIPTION	DRAWING COVERS	REBAR – STANDARD TOP UNITS (1)	SCALE: AS SHOWN

R:\RE19735_TEL_CN_45_St_Munster_IN\FINAL\ACAD\WALL_3\19734_REBAR_STD_TOP_SLOPE_H.dwg

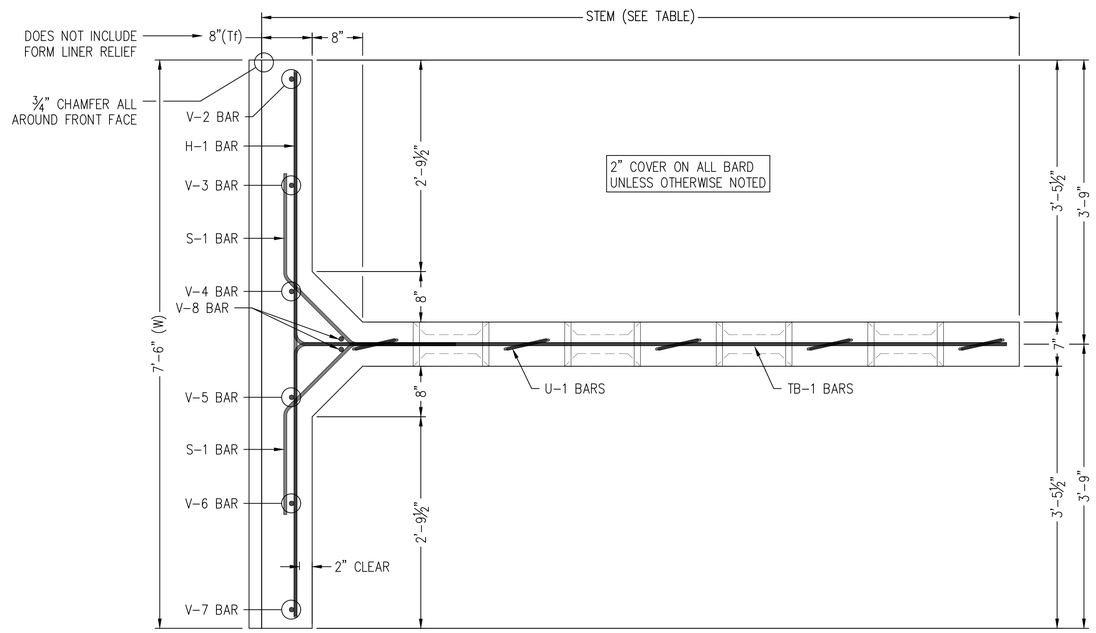

5 PLAN VIEW AT STEM – STANDARD TOP UNIT (10'-0" STEM SHOWN)
SCALE: 1" = 1'-0"

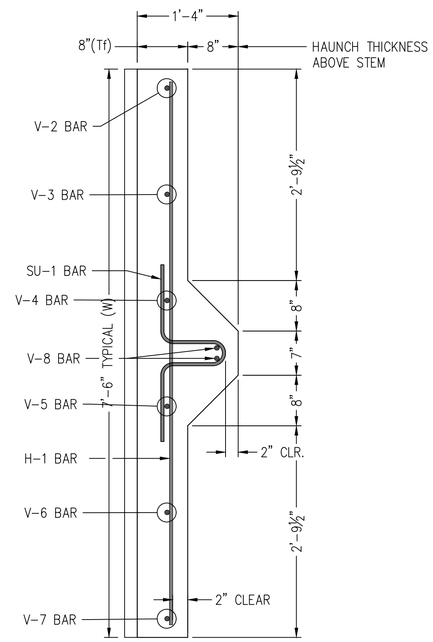

6 PLAN VIEW – EXTENDED FACE PANEL
SCALE: 1" = 1'-0"

7 BAR BEND – TB-1 REBAR
SCALE: 1" = 1'-0"

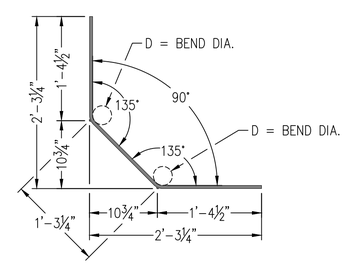

8 BAR BEND – S-1 REBAR
SCALE: 1" = 1'-0"

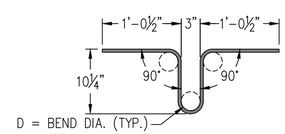

10 BAR BEND – SU-1 REBAR
SCALE: 1" = 1'-0"

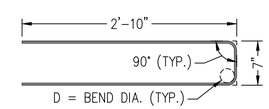

9 BAR BEND – U-1 REBAR
SCALE: 1" = 1'-0"

GENERAL NOTES:

1. PRIMARY REFERENCE:
   - AREMA MANUAL 2018
   - AASHTO, LRFD BRIDGE DESIGN SPECIFICATION, CURRENT EDITION 2018 (WITH INTERIMS)
   - ACI 318-05 – PRECAST CONCRETE

2. FRONT FACE OF T-WALL® UNITS FINISH TREATMENT:
   THE PRECAST CONCRETE FACING UNITS SHALL HAVE A DRYSTACK (KEYED) STONE PATTERN UNLESS NOTED OTHERWISE. TOP UNITS TO RECEIVE 1 FOOT HIGH SMOOTH TOP BAND AT TOP EDGE OF UNIT.
   - CUSTOM ROCK FORMLINER PATTERN #1208K "DRYSTACK (KEYED) OR AN APPROVED EQUAL SHALL BE USED.

   T-WALL UNITS WILL BE PROVIDED WITH NATURAL CONCRETE GRAY CEMENT. ANY PREPARATION FOR, AND APPLICATION OF PENETRATING STAIN, SEALANTS OR OTHER COATINGS SHALL BE PROVIDED BY OTHERS AS FOLLOWS:
   - DRYSTACK STONE PATTERN:
     - DRYSTACK (KEYED) STONE PATTERN TO RECEIVE COLOR STAIN THAT CLOSELY APPEARANCE OF NATURAL STONE AND GROUT. SEE GENERAL NOTE 23 ON DRAWING No. 4, AND DETAIL A ON PREVIOUS SHEET.
     - DRYSTACK STONE PATTERN TO RECEIVE CLEAR SEALER.
   - SMOOTH TOP BAND:
     - 1 FOOT HIGH SMOOTH TOP BAND TO BE AT TOP EDGE OF T-WALL TOP UNITS ONLY. SEE DETAIL A ON PREVIOUS SHEET.
     - SMOOTH TOP BAND TO RECEIVE OFF WHITE SEALER.
   - ALL EXPOSED SURFACES TO RECEIVE ANTI-GRAFFITI COAT.

   SEE ARCHITECTURAL FINISH SUBMISSION FOR DETAILS.

3. LIFTING INSERTS:
   - MEADOW BURKE RAPID LIFT RL-22 LIFTING INSERT WITH RL-32 REBAR OR DAYTON SUPERIOR P-53 5-TON SWIFT LIFT EYE WITH P-60 TENSION BAR.
   - 8,000 LBS (4 TONS) MINIMUM RATED WORKING LOAD CAPACITY.
   - REFER TO T-WALL PROPERTIES TABLE FOR INSERT LOCATIONS (L1 & L2).

4. T-WALL® UNIT CONCRETE STRENGTH
   - F'c = 5,000 psi (MINIMUM) @ 28 DAYS
   - MINIMUM STRIPPING STRENGTH: 2,500 psi
   - MINIMUM SHIPPING STRENGTH OF 4,500 psi OR 7 DAYS AFTER CASTING.

5. T-WALL® REINFORCING STEEL:
   - ASTM A615
   - Fy = 60 ksi (GRADE 60)
   - EPOXY COATED
   - WELDING IS NOT PERMITTED

6. REINFORCING FABRICATION AND PLACEMENT TOLERANCES:
   - THE STRUCTURAL DESIGN OF PRECAST UNITS ASSUMES 2 INCHES OF CONCRETE COVER OVER ALL REINFORCING BARS.
   - UNLESS OTHERWISE NOTED IN CONTRACT DOCUMENTS OR REFERENCED SPECIFICATIONS, TOLERANCES ON CONCRETE COVER SHALL BE ±3/8 INCHES.
   - UNLESS OTHERWISE NOTED IN CONTRACT DOCUMENTS OR REFERENCED SPECIFICATIONS, TOLERANCES ON BAR PLACEMENT SHALL BE:
     - VERTICAL LOCATION OF TB-1 BARS: ±3/8 INCHES
     - LOCATION/SPACING OF H-1, V-1, & V-2 BARS: ±1 INCH
   - REGARDLESS OF THE SPECIFIED PLACEMENT TOLERANCES, CONCRETE COVER SHALL BE MAINTAINED WITHIN ±3/8 INCHES AS PREVIOUSLY NOTED.
   - ALL REINFORCING BARS SHALL BE CUT AND BENT FOLLOWING REQUIREMENTS OF THE CRSI MANUAL OF STANDARD PRACTICE.
   - UNLESS NOTED OTHERWISE, TOLERANCES FOR BAR FABRICATION SHALL MEET REQUIREMENTS OF STANDARD ACI 318 AND THE CRSI MANUAL OF STANDARD PRACTICE.

7. CONCRETE COVER SHALL BE MAINTAINED USING PLASTIC CHAIRS AND SPACERS.

8. T-WALL® UNIT'S TOLERANCES

FACE LENGTH:	±1/4 INCH
FACE WIDTH:	±1/4 INCH
FACE HEIGHT:	±1/4 INCH
STEM LENGTH:	±3/4 INCH
FACE PLANAR:	±1/4 INCH
FACE PLUMBNESS:	±1/8 INCH
FACE TO STEM OUT OF SQUARE:	±1/4 INCH

9. THE FOLLOWING INFORMATION WILL BE MARKED ON EACH T-WALL® UNIT ON BUTT END OF THE STEM:
   - THE TRADEMARK "T-WALL®"
   - DATE OF MANUFACTURE
   - THE UNIT TYPE (I.E. 10.0x7.5x12 STD)
   - THE LOT NUMBER (IF APPLICABLE)
   - CONTRACT NUMBER

10. 3/4" FALSE JOINT LOCATION:
    - FIRST JOINT CENTERED 5'-03/8" FROM BOTTOM OF UNIT.
    - THE FALSE JOINT SHALL BE 3/4" HIGH AND 3/4" DEEP.

CERTIFIED WITH RESPECT TO INTERNAL STABILITY OF T-WALL STRUCTURES ONLY

ALEXANDER ABRAHAM REGISTERED No. PE11700449 STATE OF INDIANA PROFESSIONAL ENGINEER

1/13/2020

INDOT PROJECT NO. 0710056

This drawing contains information proprietary to The Reinforced Earth Company, and is being furnished for the use of INDIANA DEPARTMENT OF TRANSPORTATION only in connection with this project, and the information contained herein is not to be transmitted to any other organization unless specifically authorized in writing by The Reinforced Earth Company. The Reinforced Earth Company is the exclusive licensee in the United States under patents held by our affiliated companies, and the furnishing of this drawing does not constitute an expressed or implied license under any applicable patents.

The design contained on these drawings is based on information provided by the Owner. Based on the geometry, soil density, soil strength and loading parameters provided in the contract plans, the design is certified with respect to 1) Internal Stability and 2) the following Local External Stability conditions: Block Sliding (PR ≥ 1.0), and eccentricity (e < B/6) measured from the center of the reinforced mass. Foundation bearing capacity, settlement and global stability are the responsibility of the Owner.

REINFORCED EARTH®
12001 Sunrise Valley Drive, Suite 400, Reston, VA 20191 (703) 547-8797
www.reinforcedearth.com

"T-WALL®" AND THE REINFORCED EARTH LOGO ARE REGISTERED TRADEMARKS OF THE REINFORCED EARTH COMPANY.

DESIGNED BY: CJW				PROJECT NAME	BRIDGE 45TH GRADE SEPARATION AT C.N.R. – WALL 3	DATE: 07-10-19
PROJECT ENGR: AB				LOCATION	MUNSTER, IN	CONTRACT No: RE-19735 TEL
CHECKED BY: .	1	11/12/2019	REVISED PER REVIEWER COMMENTS	OWNER	INDIANA DEPARTMENT OF TRANSORTATION	DRAWING No: 18 OF 19
ENGR MANAGER: KD	REV.	DATE	DESCRIPTION	DRAWING COVERS	REBAR – STANDARD TOP UNITS (2)	SCALE: AS SHOWN

R:\RE19735_TEL_CN_45_St_Munster_IN\FINAL\ACAD\WALL_3\19734_REBAR_STD_TOP_SLOPE_H.dwg

T-WALL PROPERTIES

Unit	Qnty	H1	H2	Width	Stem	Tf **	SH	Area (sf)*	Vol. (cy)	Weight (lbs)**	Centroid	L1	L2
SP301	1	7'-2 1/4"	7'-11 3/4"	7'-6"	12'-0"	0'-10"	5'-0"	56.94	2.98	12,074	2'-7"	0'-8"	6'-4"
SP302	1	7'-11 3/4"	8'-9 1/2"	7'-6"	12'-0"	0'-10"	5'-0"	62.89	3.19	12,917	2'-5"	0'-8"	6'-4"
SP303	1	8'-9 1/2"	9'-7"	7'-6"	12'-0"	0'-10"	5'-0"	68.85	3.40	13,761	2'-4"	0'-8"	6'-4"
SP307	23	6'-11"	6'-11"	7'-6"	10'-0"	0'-10"	5'-0"	51.88	2.80	11,375	2'-9"	0'-8"	6'-4"
SP308	1	6'-11"	8'-3"	7'-6"	12'-0"	0'-10"	5'-0"	56.88	2.98	12,067	2'-7"	0'-8"	6'-4"
SP309	1	8'-3"	9'-7"	7'-6"	12'-0"	0'-10"	5'-0"	66.90	3.33	13,486	2'-4"	0'-8"	6'-4"

* AREA (SF) EXCLUDES THE VERTICAL AND HORIZONTAL JOINT THICKNESS.

** UNIT VOLUME AND WEIGHT BASED ON 10" THICK FRONT FACE, 8" STRUCTURAL FACE THICKNESS PLUS 2" FOR ARCHITECTURAL FINISH.

SP301

Unit Dims.	Bar Mark	Qnty	Size	Length	Dim A	Dim B	Bend Dia.	Weight	Remarks
H1 = 7'-2 1/4"	H-1	7	5	7'-2"				53.01	
H2 = 7'-11 3/4"	U-1	12	4	6'-3"			3"	50.07	
W = 7'-6"	V-2	1	5	7'-2 3/8"				7.50	
S = 12'-0"	V-3	1	5	7'-4 1/8"				7.66	
SH = 5'-0"	V-4	1	5	7'-5 7/8"				7.81	
	V-5	1	5	7'-7 1/8"				7.92	
	V-6	1	5	7'-9 3/8"				8.12	
	V-7	1	5	7'-11 1/4"				8.28	
	V-8	2	6	7'-6 5/8"				22.70	
	SU-1	5	4	4'-0 1/4"			3"	13.91	
	S-1	6	4	4'-0 1/2"			3"	16.19	
	TB-1	6	5	15'-0 1/4"	11'-4 3/4"		3 3/4"	94.01	
								297.18	

SP302

Unit Dims.	Bar Mark	Qnty	Size	Length	Dim A	Dim B	Bend Dia.	Weight	Remarks
H1 = 7'-11 3/4"	H-1	8	5	7'-2"				58.95	
H2 = 8'-9 1/2"	U-1	12	4	6'-3"			3"	50.07	
W = 7'-6"	V-2	1	5	7'-11 7/8"				8.33	
S = 12'-0"	V-3	1	5	8'-1 5/8"				8.49	
SH = 5'-0"	V-4	1	5	8'-3 3/8"				8.64	
	V-5	1	5	8'-4 5/8"				8.75	
	V-6	1	5	8'-7"				8.95	
	V-7	1	5	8'-8 3/4"				9.10	
	V-8	2	6	8'-4 1/8"				25.08	
	SU-1	7	4	4'-0 1/4"			3"	18.17	
	S-1	6	4	4'-0 1/2"			3"	16.19	
	TB-1	6	5	15'-0 1/4"	11'-4 3/4"		3 3/4"	94.01	
								314.73	

SP303

Unit Dims.	Bar Mark	Qnty	Size	Length	Dim A	Dim B	Bend Dia.	Weight	Remarks
H1 = 8'-9 1/2"	H-1	9	5	7'-2"				64.88	
H2 = 9'-7"	U-1	12	4	6'-3"			3"	50.07	
W = 7'-6"	V-2	1	5	8'-9 3/8"				9.16	
S = 12'-0"	V-3	1	5	8'-11 1/8"				9.31	
SH = 5'-0"	V-4	1	5	9'-0 7/8"				9.47	
	V-5	1	5	9'-2 1/8"				9.57	
	V-6	1	5	9'-4 1/2"				9.78	
	V-7	1	5	9'-6 1/4"				9.93	
	V-8	2	6	9'-1 3/4"				27.47	
	SU-1	8	4	4'-0 1/4"			3"	22.44	
	S-1	6	4	4'-0 1/2"			3"	16.19	
	TB-1	6	5	15'-0 1/4"	11'-4 3/4"		3 3/4"	94.01	
								332.28	

SP307

Unit Dims.	Bar Mark	Qnty	Size	Length	Dim A	Dim B	Bend Dia.	Weight	Remarks
H1 = 6'-11"	H-1	6	5	7'-2"				47.97	
H2 = 6'-11"	U-1	10	4	6'-3"			3"	41.72	
W = 7'-6"	V-2	1	5	6'-10 5/8"				7.19	
S = 10'-0"	V-3	1	5	6'-10 5/8"				7.19	
SH = 5'-0"	V-4	1	5	6'-10 5/8"				7.19	
	V-5	1	5	6'-10 5/8"				7.19	
	V-6	1	5	6'-10 5/8"				7.19	
	V-7	1	5	6'-10 5/8"				7.19	
	V-8	2	6	6'-10 5/8"				20.70	
	SU-1	4	4	4'-0 1/4"			3"	10.29	
	S-1	6	4	4'-0 1/2"			3"	16.19	
	TB-1	6	5	13'-0 1/4"	9'-4 3/4"		3 3/4"	81.49	
								261.48	

SP308

Unit Dims.	Bar Mark	Qnty	Size	Length	Dim A	Dim B	Bend Dia.	Weight	Remarks
H1 = 6'-11"	H-1	8	5	7'-2"				60.44	
H2 = 8'-3"	U-1	12	4	6'-3"			3"	50.07	
W = 7'-6"	V-2	1	5	6'-11 1/4"				7.23	
S = 12'-0"	V-3	1	5	7'-2 1/8"				7.49	
SH = 5'-0"	V-4	1	5	7'-5 1/4"				7.75	
	V-5	1	5	7'-7 1/4"				7.93	
	V-6	1	5	7'-11 1/8"				8.27	
	V-7	1	5	8'-2 1/8"				8.53	
	V-8	2	6	7'-6 1/2"				22.66	
	SU-1	5	4	4'-0 1/4"			3"	13.88	
	S-1	6	4	4'-0 1/2"			3"	16.19	
	TB-1	6	5	15'-0 1/4"	11'-4 3/4"		3 3/4"	94.01	
								304.45	

SP309

Unit Dims.	Bar Mark	Qnty	Size	Length	Dim A	Dim B	Bend Dia.	Weight	Remarks
H1 = 8'-3"	H-1	9	5	7'-2"				70.42	
H2 = 9'-7"	U-1	12	4	6'-3"			3"	50.07	
W = 7'-6"	V-2	1	5	8'-3 1/4"				8.63	
S = 12'-0"	V-3	1	5	8'-6 1/4"				8.89	
SH = 5'-0"	V-4	1	5	8'-9 1/4"				9.15	
	V-5	1	5	8'-11 1/4"				9.32	
	V-6	1	5	9'-3 1/4"				9.67	
	V-7	1	5	9'-6 1/4"				9.93	
	V-8	2	6	8'-10 1/2"				26.67	
	SU-1	8	4	4'-0 1/4"			3"	21.05	
	S-1	6	4	4'-0 1/2"			3"	16.19	
	TB-1	6	5	15'-0 1/4"	11'-4 3/4"		3 3/4"	94.01	
								333.98	

CERTIFIED WITH RESPECT TO INTERNAL STABILITY OF T-WALL STRUCTURES ONLY

ALEXANDER ABRAHAM REGISTERED No. PE11700449 STATE OF INDIANA PROFESSIONAL ENGINEER

1/13/2020

INDOT PROJECT NO. 0710056

This drawing contains information proprietary to The Reinforced Earth Company, and is being furnished for the use of INDIANA DEPARTMENT OF TRANSPORTATION only in connection with this project, and the information contained herein is not to be transmitted to any other organization unless specifically authorized in writing by The Reinforced Earth Company. The Reinforced Earth Company is the exclusive licensee in the United States under patents held by our affiliated companies, and the furnishing of this drawing does not constitute an expressed or implied license under any applicable patents.

The design contained on these drawings is based on information provided by the Owner. Based on the geometry, soil density, soil strength and loading parameters provided in the contract plans, the design is certified with respect to 1) Internal Stability and 2) the following Local External Stability conditions: Block Sliding (PR ≥ 1.0), and eccentricity (e < B/6) measured from the center of the reinforced mass. Foundation bearing capacity, settlement and global stability are the responsibility of the Owner.

REINFORCED EARTH®
12001 Sunrise Valley Drive, Suite 400, Reston, VA 20191 (703) 547-8797
www.reinforcedearth.com

"T-WALL®" AND THE REINFORCED EARTH LOGO ARE REGISTERED TRADEMARKS OF THE REINFORCED EARTH COMPANY.

DESIGNED BY: CJW				PROJECT NAME	BRIDGE 45TH GRADE SEPARATION AT C.N.R. – WALL 3	DATE: 07-10-19
PROJECT ENGR: AB				LOCATION	MUNSTER, IN	CONTRACT No: RE-19735 TEL
CHECKED BY: .	1	11/12/2019	REVISED PER REVIEWER COMMENTS	OWNER	INDIANA DEPARTMENT OF TRANSORTATION	DRAWING No: 19 OF 19
ENGR MANAGER: KD	REV.	DATE	DESCRIPTION	DRAWING COVERS	REBAR – STANDARD TOP UNITS (3)	SCALE: AS SHOWN

R:\RE19735_TEL_CN_45_St_Munster_IN\FINAL\ACAD\WALL_3\19734_REBAR_STD_TOP_SLOPE_H.dwg

Q: Thu 2/14/2019 2:13 PM
The required guarantee noted on first paragraph of page 175 of the Retaining Wall specs is not available in the market, no precastor is not willing to provide this guarantee Manufacturer of precast concrete units shall provide a guarantee for no less than ten (10) years from the date of installation against, failing, settling, spalling, cracking or color fading of this product. Any such units that fail during the stipulated guarantee period shall be replaced with new units or suitably repaired existing units at no additional cost to the owner.

A: Sun 2/17/2019 3:01 PM
The paragraph in the CIB at the top of page 175 of the provision titled "RETAINING WALL" is revised as follows:
Contractor shall require that Manufacturer of precast concrete units provide a guarantee for no less than ~~ten (10)~~ two (2) years from the date of ~~installation~~ Contract Completion Date against, failing, settling, spalling, cracking or color fading of this product. Any such units that fail during the stipulated guarantee period shall be replaced with new units or suitably repaired existing units at no additional cost to the owner. The written guarantee shall be provided to INDOT prior to the contract completion date. The guarantee shall be signed by a representative of the manufacturer with sufficient authority. Submittal of the guarantee letter shall be considered a requirement to meet all contract work complete. Liquidated damages will be assessed for failure to meet the Contract Completion Date for each day past the contract completion date on the proposal page that the guarantee letter is not provided.

Q: Thu 2/14/2019 2:41 PM
Please confirm that existing railroad embankment material can be re-used to backfill the over excavation of the Concrete Structure that is outside of the Structure Backfill, Type 3 Limits.

Please confirm that existing material excavated for the T-Walls can be re-used to backfill the over excavation areas beyond the T-Wall stems / Select Backfill areas.

A: Sun 2/17/2019 1:59 PM
The existing material excavated from railroad embankment or T-Wall areas can be reused to backfill the over-excavated areas within the railroad embankment as long as the material meets the requirement of section 211 and project special provisions. This material may be used in areas outside the railroad embankment as long as it meets the requirements of INDOT Standard Specifications, section 206.07.

Q: Thu 2/14/2019 4:26 PM
In regards to the question concerning the PVC gates. We will need an answer in order to bid this item. Otherwise just be throwing a bunch of excess money at it to see what can be done.

A: Sun 2/17/2019 3:33 PM
See response to question posted Fri 2/8/2019 2:16 PM. Fence companies in the market are able to provide custom gates matching the PVC fence.

- The Industry's contractor to clear all vegetation and brush (except for trees and shrubs which are to be preserved, as indicated on the drawings), rocks, expansive soils, and other similar objectionable materials from the project site, including the portion of CN right-of-way affected by the construction. The contractor is responsible for the safe and appropriate disposal of materials removed. No disposal or burning of clearing and grubbing materials on CN property is permitted.

3.2.1 Embankment Construction

Embankments to be constructed and compacted to the lines and grades set forth in the submitted drawings. If the quantity of materials required for construction of embankments is in excess of the quantity of material removed from excavations, additional material may be obtained by widening cuts in the grading area pending review and acceptance by CN Design & Construction. Cuts to be widened in such a manner as to:

- Provide slope stability.
- Provide adequate drainage for the cut slope and roadbed.
- Provide adequate protection against erosion.
- Comply with permit requirements and construction limits.
- Prevent future right of way drainage or snow drifting problems in the future.

3.2.2 Moisture and Density Control

Unless otherwise shown on the drawings, embankments and those portions of cut sections designated to be constructed with moisture and density control. The moisture content of the soil at the time of compaction to be at the optimum moisture content plus or minus four (4) percentage points of the optimum moisture content as determined by ASTM specification D 698.

3.2.3 Post Construction Erosion Control

A seed and fertilizer mixture, in compliance with local, state, provincial, and federal specifications to be applied so as to provide adequate erosion control and slope protection. Creeping grasses must not be used. Additional erosion control methods, such as the use of Jute fabric, geo-textiles, silt fence, or as per applicable permit to be applied to ensure the long-term integrity of slopes and embankments, as required.

3.3. Sub-Ballast Placement

- Sub-ballast material may be placed once the finished subgrade is inspected and accepted by the contractor's quality assurance inspector.

- Sub-ballast to be placed, using methods that do not lead to segregation or degradation of material.

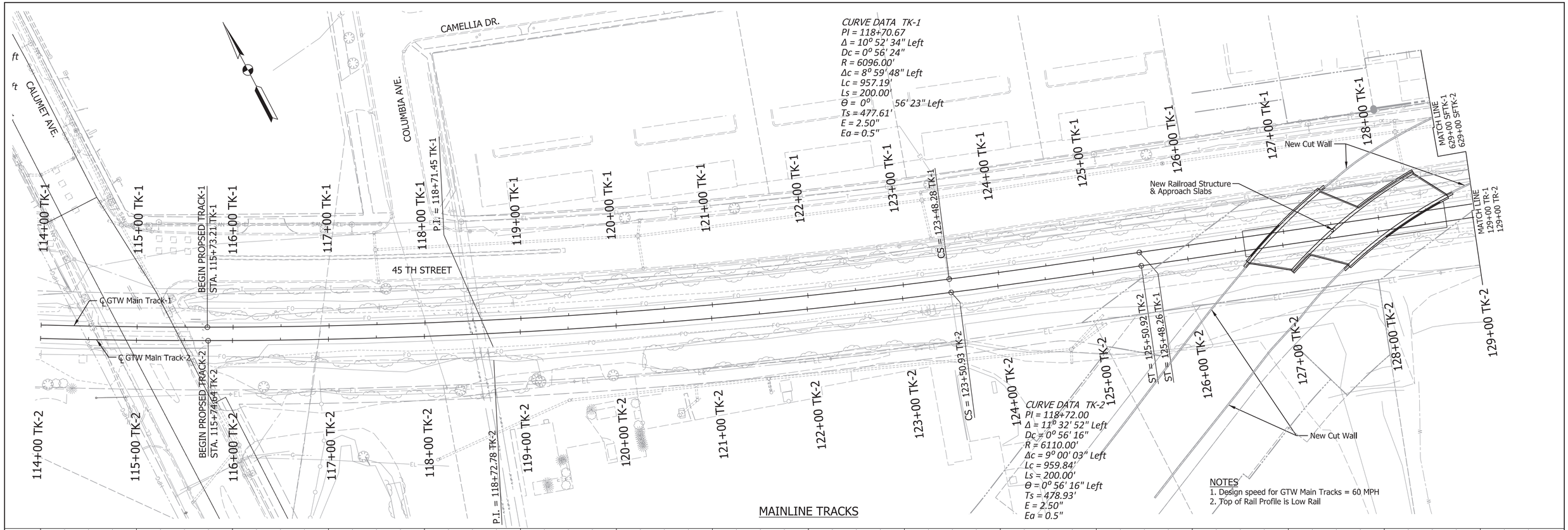

MAINLINE TRACKS

NOTES
1. Design speed for GTW Main Tracks = 60 MPH
2. Top of Rail Profile is Low Rail

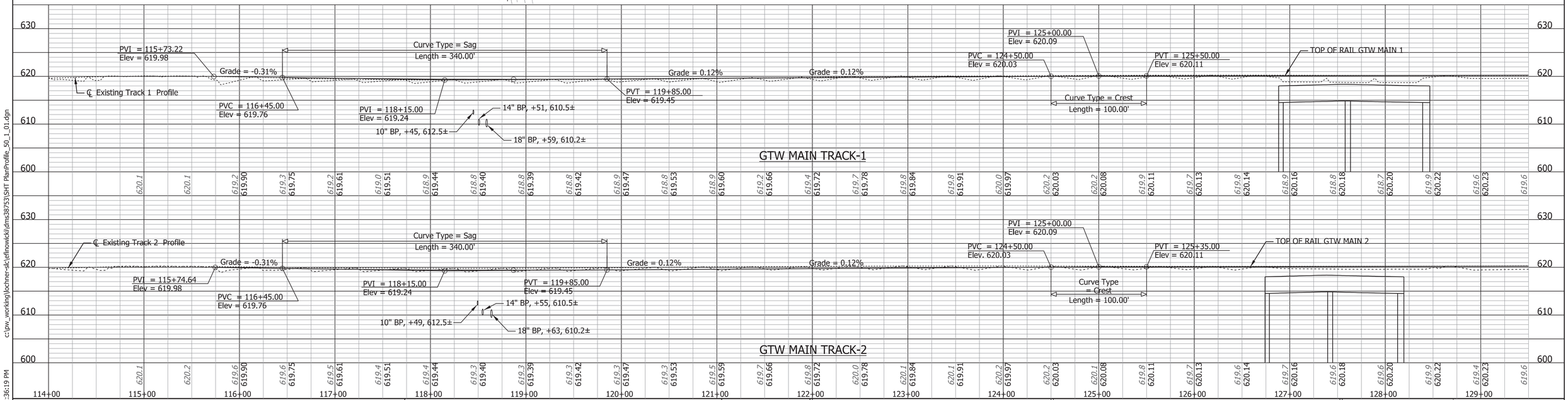

REVISIONS	
DATE	SHEET NO.

LOCHNER

DANIEL W. HERRING REGISTERED No. 10606734 STATE OF INDIANA PROFESSIONAL ENGINEER

RECOMMENDED FOR APPROVAL — Daniel W. Herring 10/26/18 — DESIGN ENGINEER — DATE

DESIGNED: DMB | DRAWN: PAW
CHECKED: AKK | CHECKED: AKK

INDIANA
DEPARTMENT OF TRANSPORTATION

PLAN AND PROFILE
MAINLINE TRACKS

HORIZONTAL SCALE	BRIDGE FILE
1"= 50'	45-02812
VERTICAL SCALE	DESIGNATION
1"= 10'	0710056
SURVEY BOOK	SHEETS
	47 of 360
CONTRACT	PROJECT
R-36229	0710056

c:\pw_working\lochner-sk\efinowick\dms38753\SHT PlanProfile_50_1_01.dgn
12:36:19 PM
Plot: 10/26/2018



NOTES
1. Design speed for GTW Main Tracks = 60 MPH
2. Top of Rail Profile is Low Rail

REVISIONS	
DATE	SHEET NO.

LOCHNER

DANIEL W. HERRING REGISTERED No. 10606734 STATE OF INDIANA PROFESSIONAL ENGINEER

RECOMMENDED FOR APPROVAL Daniel W. Herring 10/26/18
DESIGN ENGINEER DATE

DESIGNED: DMB DRAWN: PAW
CHECKED: AKK CHECKED: AKK

INDIANA
DEPARTMENT OF TRANSPORTATION

PLAN AND PROFILE
MAINLINE TRACKS

HORIZONTAL SCALE	BRIDGE FILE
1"= 50'	45-02812
VERTICAL SCALE	DESIGNATION
1"= 10'	0710056
SURVEY BOOK	SHEETS
	48 of 360
CONTRACT	PROJECT
R-36229	0710056

c:\pw_working\lochner-sk\efinowicki\dms38753\SHT PlanProfile_50_1_02.dgn
12:36:35 PM
Plot: 10/26/2018

Walsh Construction

FOREMAN'S DAILY REPORT

EXHIBIT G

DATE: 9/15/2020
DAY: Tuesday

1 of 1

DESCRIPTION	Place 12" SGT 1C	Point & Patch Concrete	MOB Formwork	Wall 3 Excavation & Compaction		
PHASE - COST CODE	31.3200.00.25	34.7005.48.00	34.7005.78.00	98.0008.00.00		
JOB NUMBER	219042	219042	219042	219042	219042	219042

ACTIVITIES / HOURS

EMPLOYEE			HRS			HRS			HRS			HRS			HRS			HRS			TOTAL			START TIME	STOP TIME	LUNCH
EMP #	NAME	TRADE	RT	OT	DT	RT	OT	DT	RT	OT	DT	RT	OT	DT	RT	OT	DT	RT	OT	DT	RT	OT	DT			
161473	Shrader, Scott	OCL1							5	0.5		3									8	0.5	0			
139092	Grinder, Chad	OCL1							8	0.5											8	0.5	0			
163843	Dubord, Kenneth	OCL1	8	0.5																	8	0.5	0			
143840	Franks, Tommie	LGP1	8	0.5																	8	0.5	0			
163140	Cordero, Saul	LGP1				8															8	0.0	0			
118599	Faris, Austin	CAJM																			0	0.0	0			
128549	Seegers, Cody	CAJM																			0	0.0	0			
164269	Dipaola, Mike	CAJM																			0	0.0	0			
164805	Yuknis, Mike	CMP5				8															8	0.0	0			
164806	Jensen, Mike	CMP4				8															8	0.0	0			
164853	Muncie, Derek	CMJM				8															8	0.0	0			
164852	Jirtle, Justin	CMP1				8															8	0.0	0			
TOTAL HOURS			16	1	0	40	0	0	13	1	0	3	0	0	0	0	0	0	0	0						

QUANTITY PERFORMED

QTY W/ UNITS			50 LF			

COMMENTS:

*** MUST REPORT QUANTITIES WITH HOURS. PLEASE EXPLAIN IF THERE ARE NO QUANTITIES PERFORMED.

PAYROLL - CERTIFIED PAYROLL

Certified payroll not for FOIA release

Walsh Construction Company II
929 W Adams Street
IL

Company: Walsh Construction Company II **Job Number:** 219042 INDOT B-36229-A 45th Street Railroad Bridge **Owner Contract Number:** B-36229-A

Pay Code WK **Period** 39 **Start Date** SEP-14-2020 **End Date** SEP-20-2020

Gross	Retro	Taxable Gross	F.I.T	FICA(HI)	FICA(OASDI)	S.D.I.	S.U.I.	State Tax	City Tax	Cnty Tax	Leave Tax	Union Ded.	Misc Ded.	Net
627.04	0.00	627.04	62.68	9.09	38.87	0.00	0.00	20.25	0.00	17.96	0.00	62.75	0.00	415.44

Trade		Union		Work Date	Reg Hours	Reg Rate	Ovt Hours	Ovt Rate	Dot Hours	Dot Rate	Pay Amount
CAJM	Carpenter Journeyman	1014	IN CARP HH Z1 NW-LAKE CTY	SEP-15-2020	8	39.19	0	0.00	0	0.00	313.52
CAJM	Carpenter Journeyman	1014	IN CARP HH Z1 NW-LAKE CTY	SEP-16-2020	8	39.19	0	0.00	0	0.00	313.52
Employee Totals					16		0		0	16	627.04

Shrader, Scott A
55471 Snowberry Rd
New Carlisle, IN 46552

SS NUMBER: XXX-XX-7645
EMPLOYEE NO: 161473
ETHNIC CODE: W
SEX: MALE

MARITAL STATUS: MARRIED
EXEMPTIONS: 0
HIRE DATE: OCT-14-2019
MILITARY STATUS: NV

CHECK NUMBER: 397500
CHECK DATE: SEP-24-2020

Pay Code WK **Period** 39 **Start Date** SEP-14-2020 **End Date** SEP-20-2020

Gross	Retro	Taxable Gross	F.I.T	FICA(HI)	FICA(OASDI)	S.D.I.	S.U.I.	State Tax	City Tax	Cnty Tax	Leave Tax	Union Ded.	Misc Ded.	Net
1,786.64	0.00	1,786.64	317.40	25.91	110.77	0.00	0.00	57.71	0.00	16.97	0.00	53.60	0.00	1,204.28

Trade		Union		Work Date	Reg Hours	Reg Rate	Ovt Hours	Ovt Rate	Dot Hours	Dot Rate	Pay Amount
OCL1	Oper. Engr. Class I	5008	IN OE HH150 4Cty Jy3-4Aprent	SEP-14-2020	0	0.00	.5	62.33	0	0.00	31.16
OCL1	Oper. Engr. Class I	5008	IN OE HH150 4Cty Jy3-4Aprent	SEP-14-2020	8	41.55	0	0.00	0	0.00	332.40
OCL1	Oper. Engr. Class I	5008	IN OE HH150 4Cty Jy3-4Aprent	SEP-15-2020	8	41.55	0	0.00	0	0.00	332.40
OCL1	Oper. Engr. Class I	5008	IN OE HH150 4Cty Jy3-4Aprent	SEP-15-2020	0	0.00	.5	62.33	0	0.00	31.16
OCL1	Oper. Engr. Class I	5008	IN OE HH150 4Cty Jy3-4Aprent	SEP-16-2020	0	0.00	.5	62.33	0	0.00	31.16
OCL1	Oper. Engr. Class I	5008	IN OE HH150 4Cty Jy3-4Aprent	SEP-16-2020	8	41.55	0	0.00	0	0.00	332.40
OCL1	Oper. Engr. Class I	5008	IN OE HH150 4Cty Jy3-4Aprent	SEP-17-2020	0	0.00	.5	62.33	0	0.00	31.16
OCL1	Oper. Engr. Class I	5008	IN OE HH150 4Cty Jy3-4Aprent	SEP-17-2020	8	41.55	0	0.00	0	0.00	332.40
OCL1	Oper. Engr. Class I	5008	IN OE HH150 4Cty Jy3-4Aprent	SEP-18-2020	8	41.55	0	0.00	0	0.00	332.40
Employee Totals					40		2		0	42	1,786.64
Job Totals	**Employees**	14			308		25		0	333	13,436.79

WEEKLY STATEMENT OF COMPLIANCE

I, PAYROLL MANAGER, DO HEREBY STATE: THAT I PAY OR SUPERVISE THE PAYMENT OF THE PERSONS EMPLOYED BY (WALSH CONSTRUCTION COMPANY II) FOR WEEK ENDING (SEP-20-2020) ALL PERSONS EMPLOYED ON SAID PROJECT HAVE BEEN PAID THE FULL WEEKLY WAGES EARNED, THAT NO REBATES HAVE BEEN MADE OR WILL BE MADE EITHER DIRECTLY OR INDIRECTLY TO OR ON BEHALF OF SAID (WALSH CONSTRUCTION COMPANY II) FROM THE FULL WEEKLY WAGES EARNED BY ANY ONE PERSON AND THAT NO DEDUCTIONS HAVE BEEN MADE EITHER DIRECTLY OR INDIRECTLY FROM THE FULL WEEKLY WAGES EARNED BY ANY PERSON, OTHER THAN THE PERMISSIBLE DEDUCTIONS, AS DEFINED IN REGULATIONS, PART 3(29 CFR PART 3), ISSUED BY THE SECRETARY OF LABOR UNDER THE COPELAND ACT, AS AMENDED (48 STAT. 948, 63 STAT. 108, 72 STAT.967; 76 STAT. 357; 40 U.S.C. § 3145) AND DESCRIBED BELOW:
NECESSARY FRINGE BENEFIT AS REQUIRED BY LOCAL MANAGEMENT-LABOR ORGANIZATION AGREEMENTS PURSUENT TO PUBLIC LAW 88-349(AMENDMENT TO THE DAVIS-BACON ACT)

Neil Swenski, Payroll Tech
(SIGNATURE AND TITLE)

Company 02 Totals	**Employees**	14	308	25	0	333	13,436.79

Walsh Construction

FOREMAN'S DAILY REPORT

DATE: 9/18/2020
DAY: Friday

1 of 1

DESCRIPTION	MOB formwork	Point & Patch Concrete	Backfill Concret curb	Load Out Spoils	Wall 3 Excavation (Cost Change)	
PHASE - COST CODE	34.7005.78.00	34.7005.48.00	98.0009.00.00	98.0006.00.00	98.0008.00.00	
JOB NUMBER	219042	219042	219042	219042	219042	219042

ACTIVITIES / HOURS

EMPLOYEE			HRS			HRS			HRS			HRS			HRS			HRS			TOTAL			START TIME	STOP TIME	LUNCH
EMP #	NAME	TRADE	RT	OT	DT	RT	OT	DT	RT	OT	DT	RT	OT	DT	RT	OT	DT	RT	OT	DT	RT	OT	DT			
161473	Shrader, Scott	OCL1										5			3						8	0.0	0			
139092	Grinder, Chad	OCL1	8	0.5																	8	0.5	0			
163843	Dubord, Kenneth	OCL1							8	0.5											8	0.5	0			
143840	Franks, Tommie	LGP1							8	0.5											8	0.5	0			
163140	Cordero, Saul	LGP1				8															8	0.0	0			
118599	Faris, Austin	CAJM																			0	0.0	0			
128549	Seegers, Cody	CAJM																			0	0.0	0			
164269	Dipaola, Mike	CAJM																			0	0.0	0			
164805	Yuknis, Mike	CMP5				8															8	0.0	0			
164806	Jensen, Mike	CMP4				8															8	0.0	0			
164853	Muncie, Derek	CMJM																			0	0.0	0			
164852	Jirtle, Justin	CMP1				8															8	0.0	0			
TOTAL HOURS			8	0.5	0	32	0	0	16	1	0	5	0	0	3	0	0	0	0	0						

QUANTITY PERFORMED

QTY W/ UNITS						

COMMENTS:

*** MUST REPORT QUANTITIES WITH HOURS. PLEASE EXPLAIN IF THERE ARE NO QUANTITIES PERFORMED.

PAYROLL - CERTIFIED PAYROLL

Certified payroll not for FOIA release

Walsh Construction Company II
929 W Adams Street
IL

Company: Walsh Construction Company II **Job Number:** 219042 INDOT B-36229-A 45th Street Railroad Bridge **Owner Contract Number:** B-36229-A

Pay Code WK **Period** 39 **Start Date** SEP-14-2020 **End Date** SEP-20-2020

Gross	Retro	Taxable Gross	F.I.T	FICA(HI)	FICA(OASDI)	S.D.I.	S.U.I.	State Tax	City Tax	Cnty Tax	Leave Tax	Union Ded.	Misc Ded.	Net
627.04	0.00	627.04	62.68	9.09	38.87	0.00	0.00	20.25	0.00	17.96	0.00	62.75	0.00	415.44

Trade		Union		Work Date	Reg Hours	Reg Rate	Ovt Hours	Ovt Rate	Dot Hours	Dot Rate	Pay Amount
CAJM	Carpenter Journeyman	1014	IN CARP HH Z1 NW-LAKE CTY	SEP-15-2020	8	39.19	0	0.00	0	0.00	313.52
CAJM	Carpenter Journeyman	1014	IN CARP HH Z1 NW-LAKE CTY	SEP-16-2020	8	39.19	0	0.00	0	0.00	313.52
Employee Totals					16		0		0	16	627.04

Shrader, Scott A
55471 Snowberry Rd
New Carlisle, IN 46552

SS NUMBER: XXX-XX-7645
EMPLOYEE NO: 161473
ETHNIC CODE: W
SEX: MALE

MARITAL STATUS: MARRIED
EXEMPTIONS: 0
HIRE DATE: OCT-14-2019
MILITARY STATUS: NV

CHECK NUMBER: 397500
CHECK DATE: SEP-24-2020

Pay Code WK **Period** 39 **Start Date** SEP-14-2020 **End Date** SEP-20-2020

Gross	Retro	Taxable Gross	F.I.T	FICA(HI)	FICA(OASDI)	S.D.I.	S.U.I.	State Tax	City Tax	Cnty Tax	Leave Tax	Union Ded.	Misc Ded.	Net
1,786.64	0.00	1,786.64	317.40	25.91	110.77	0.00	0.00	57.71	0.00	16.97	0.00	53.60	0.00	1,204.28

Trade		Union		Work Date	Reg Hours	Reg Rate	Ovt Hours	Ovt Rate	Dot Hours	Dot Rate	Pay Amount
OCL1	Oper. Engr. Class I	5008	IN OE HH150 4Cty Jy3-4Aprent	SEP-14-2020	0	0.00	.5	62.33	0	0.00	31.16
OCL1	Oper. Engr. Class I	5008	IN OE HH150 4Cty Jy3-4Aprent	SEP-14-2020	8	41.55	0	0.00	0	0.00	332.40
OCL1	Oper. Engr. Class I	5008	IN OE HH150 4Cty Jy3-4Aprent	SEP-15-2020	8	41.55	0	0.00	0	0.00	332.40
OCL1	Oper. Engr. Class I	5008	IN OE HH150 4Cty Jy3-4Aprent	SEP-15-2020	0	0.00	.5	62.33	0	0.00	31.16
OCL1	Oper. Engr. Class I	5008	IN OE HH150 4Cty Jy3-4Aprent	SEP-16-2020	0	0.00	.5	62.33	0	0.00	31.16
OCL1	Oper. Engr. Class I	5008	IN OE HH150 4Cty Jy3-4Aprent	SEP-16-2020	8	41.55	0	0.00	0	0.00	332.40
OCL1	Oper. Engr. Class I	5008	IN OE HH150 4Cty Jy3-4Aprent	SEP-17-2020	0	0.00	.5	62.33	0	0.00	31.16
OCL1	Oper. Engr. Class I	5008	IN OE HH150 4Cty Jy3-4Aprent	SEP-17-2020	8	41.55	0	0.00	0	0.00	332.40
OCL1	Oper. Engr. Class I	5008	IN OE HH150 4Cty Jy3-4Aprent	SEP-18-2020	8	41.55	0	0.00	0	0.00	332.40
Employee Totals					40		2		0	42	1,786.64
Job Totals	**Employees**	14			308		25		0	333	13,436.79

WEEKLY STATEMENT OF COMPLIANCE

I, PAYROLL MANAGER, DO HEREBY STATE: THAT I PAY OR SUPERVISE THE PAYMENT OF THE PERSONS EMPLOYED BY (WALSH CONSTRUCTION COMPANY II) FOR WEEK ENDING (SEP-20-2020) ALL PERSONS EMPLOYED ON SAID PROJECT HAVE BEEN PAID THE FULL WEEKLY WAGES EARNED, THAT NO REBATES HAVE BEEN MADE OR WILL BE MADE EITHER DIRECTLY OR INDIRECTLY TO OR ON BEHALF OF SAID (WALSH CONSTRUCTION COMPANY II) FROM THE FULL WEEKLY WAGES EARNED BY ANY ONE PERSON AND THAT NO DEDUCTIONS HAVE BEEN MADE EITHER DIRECTLY OR INDIRECTLY FROM THE FULL WEEKLY WAGES EARNED BY ANY PERSON, OTHER THAN THE PERMISSIBLE DEDUCTIONS, AS DEFINED IN REGULATIONS, PART 3(29 CFR PART 3), ISSUED BY THE SECRETARY OF LABOR UNDER THE COPELAND ACT, AS AMENDED (48 STAT. 948, 63 STAT. 108, 72 STAT.967; 76 STAT. 357; 40 U.S.C. § 3145) AND DESCRIBED BELOW:
NECESSARY FRINGE BENEFIT AS REQUIRED BY LOCAL MANAGEMENT-LABOR ORGANIZATION AGREEMENTS PURSUENT TO PUBLIC LAW 88-349(AMENDMENT TO THE DAVIS-BACON ACT)

Neil Swenski, Payroll Tech
(SIGNATURE AND TITLE)

Company 02 Totals	**Employees**	14	308	25	0	333	13,436.79

Walsh Construction

FOREMAN'S DAILY REPORT

DATE: 9/21/2020
DAY: Monday

2 of 2

DESCRIPTION	Wall 3 Excavation	Temp				
PHASE - COST CODE	98.0008.00.00	98.7140.00.00				
JOB NUMBER	219042	220004	219042	219042	219042	219042

ACTIVITIES / HOURS

EMPLOYEE			HRS			HRS			HRS			HRS			HRS			HRS			TOTAL			START TIME	STOP TIME	LUNCH
EMP #	NAME	TRADE	RT	OT	DT	RT	OT	DT	RT	OT	DT	RT	OT	DT	RT	OT	DT	RT	OT	DT	RT	OT	DT			
161473	Shrader, Scott	OCL1	2	4.5																	2	4.5	0			
139092	Grinder, Chad	OCL1																			0	0.0	0			
163843	Dubord, Kenneth	OCL1																			0	0.0	0			
154122	Burns, Craig	OCL1																			0	0.0	0			
142935	Solis, Joseph	LGP1																			0	0.0	0			
143840	Franks, Tommie	LGP1																			0	0.0	0			
163140	Cordero, Saul	LGP1																			0	0.0	0			
164806	Jensen, Mike	CMP4																			0	0.0	0			
161271	Odom, Rich	OCL1				8	1														8	1.0	0			
TOTAL HOURS			2	4.5	0	8	1	0	0	0	0	0	0	0	0	0	0	0	0	0						

QUANTITY PERFORMED

QTY W/ UNITS						

COMMENTS:

*** MUST REPORT QUANTITIES WITH HOURS. PLEASE EXPLAIN IF THERE ARE NO QUANTITIES PERFORMED.

PAYROLL - CERTIFIED PAYROLL
Certified payroll not for FOIA release

Walsh Construction Company II
929 W Adams Street
IL

Company: Walsh Construction Company II **Job Number:** 219042 INDOT B-36229-A 45th Street Railroad Bridge **Owner Contract Number:** B-36229-A

Employee Totals						0	0	0	0	2,031.51

Mendoza, Ruben A
105 W Howard St
Sims, IN 46986

SS NUMBER: XXX-XX-5978
EMPLOYEE NO: 101085
ETHNIC CODE: H
SEX: MALE

MARITAL STATUS: MARRIED
EXEMPTIONS: 1
HIRE DATE: MAY-18-1999
MILITARY STATUS: NV

CHECK NUMBER: 398585
CHECK DATE: OCT-01-2020

Pay Code WK **Period** 40 **Start Date** SEP-21-2020 **End Date** SEP-27-2020

Gross	Retro	Taxable Gross	F.I.T	FICA(HI)	FICA(OASDI)	S.D.I.	S.U.I.	State Tax	City Tax	Cnty Tax	Leave Tax	Union Ded.	Misc Ded.	Net
1,575.96	0.00	1,575.96	144.13	22.85	97.71	0.00	0.00	70.90	0.00	40.19	0.00	39.40	0.00	1,160.78

Trade		Union		Work Date	Reg Hours	Reg Rate	Ovt Hours	Ovt Rate	Dot Hours	Dot Rate	Pay Amount
OCL1	Oper. Engr. Class I	5017	IN OE HH LOCAL 103 MARION CTY	SEP-23-2020	1	36.65	0	0.00	0	0.00	36.65
OCL1	Oper. Engr. Class I	5017	IN OE HH LOCAL 103 MARION CTY	SEP-23-2020	0	0.00	1	54.98	0	0.00	54.98
Employee Totals					1		1		0	2	91.63

Seegers, Cody J
6619 Blackthorn Drive
De Motte, IN 46310

SS NUMBER: XXX-XX-3706
EMPLOYEE NO: 128549
ETHNIC CODE: W
SEX: MALE

MARITAL STATUS: SINGLE
EXEMPTIONS: 0
HIRE DATE: JUN-12-2012
MILITARY STATUS: NV

CHECK NUMBER: 398822
CHECK DATE: OCT-01-2020

Pay Code WK **Period** 40 **Start Date** SEP-21-2020 **End Date** SEP-27-2020

Gross	Retro	Taxable Gross	F.I.T	FICA(HI)	FICA(OASDI)	S.D.I.	S.U.I.	State Tax	City Tax	Cnty Tax	Leave Tax	Union Ded.	Misc Ded.	Net
1,175.70	0.00	1,175.70	161.62	17.05	72.90	0.00	0.00	37.98	0.00	33.67	0.00	112.55	0.00	739.93

Trade		Union		Work Date	Reg Hours	Reg Rate	Ovt Hours	Ovt Rate	Dot Hours	Dot Rate	Pay Amount
CAJM	Carpenter Journeyman	1014	IN CARP HH Z1 NW-LAKE CTY	SEP-21-2020	1	39.19	0	0.00	0	0.00	39.19
CAJM	Carpenter Journeyman	1014	IN CARP HH Z1 NW-LAKE CTY	SEP-23-2020	7	39.19	0	0.00	0	0.00	274.33
CAJM	Carpenter Journeyman	1014	IN CARP HH Z1 NW-LAKE CTY	SEP-24-2020	8	39.19	0	0.00	0	0.00	313.52
CAJM	Carpenter Journeyman	1014	IN CARP HH Z1 NW-LAKE CTY	SEP-24-2020	0	0.00	2	58.79	0	0.00	117.57
CAJM	Carpenter Journeyman	1014	IN CARP HH Z1 NW-LAKE CTY	SEP-25-2020	8	39.19	0	0.00	0	0.00	313.52
CAJM	Carpenter Journeyman	1014	IN CARP HH Z1 NW-LAKE CTY	SEP-25-2020	0	0.00	2	58.79	0	0.00	117.57
Employee Totals					24		4		0	28	1,175.70

Shrader, Scott A
55471 Snowberry Rd
New Carlisle, IN 46552

SS NUMBER: XXX-XX-7645
EMPLOYEE NO: 161473
ETHNIC CODE: W
SEX: MALE

MARITAL STATUS: MARRIED
EXEMPTIONS: 0
HIRE DATE: OCT-14-2019
MILITARY STATUS: NV

CHECK NUMBER: 398824
CHECK DATE: OCT-01-2020

Pay Code WK **Period** 40 **Start Date** SEP-21-2020 **End Date** SEP-27-2020

Gross	Retro	Taxable Gross	F.I.T	FICA(HI)	FICA(OASDI)	S.D.I.	S.U.I.	State Tax	City Tax	Cnty Tax	Leave Tax	Union Ded.	Misc Ded.	Net
3,220.13	0.00	3,220.13	661.97	46.69	199.65	0.00	0.00	104.01	0.00	30.59	0.00	96.60	0.00	2,080.62

Trade		Union		Work Date	Reg Hours	Reg Rate	Ovt Hours	Ovt Rate	Dot Hours	Dot Rate	Pay Amount
OCL1	Oper. Engr. Class I	5008	IN OE HH150 4Cty Jy3-4Aprent	SEP-21-2020	0	0.00	4.5	62.33	0	0.00	280.46

PAYROLL - CERTIFIED PAYROLL

Certified payroll not for FOIA release

Walsh Construction Company II
929 W Adams Street
IL

Company: Walsh Construction Company II **Job Number:** 219042 INDOT B-36229-A 45th Street Railroad Bridge **Owner Contract Number:** B-36229-A

Pay Code WK **Period** 40 **Start Date** SEP-21-2020 **End Date** SEP-27-2020

Trade		Union		Work Date	Reg Hours	Reg Rate	Ovt Hours	Ovt Rate	Dot Hours	Dot Rate	Pay Amount
OCL1	Oper. Engr. Class I	5008	IN OE HH150 4Cty Jy3-4Aprent	SEP-21-2020	10	41.55	0	0.00	0	0.00	415.50
OCL1	Oper. Engr. Class I	5008	IN OE HH150 4Cty Jy3-4Aprent	SEP-22-2020	0	0.00	3	62.33	0	0.00	186.97
OCL1	Oper. Engr. Class I	5008	IN OE HH150 4Cty Jy3-4Aprent	SEP-22-2020	8	41.55	0	0.00	0	0.00	332.40
OCL1	Oper. Engr. Class I	5008	IN OE HH150 4Cty Jy3-4Aprent	SEP-23-2020	0	0.00	3	62.33	0	0.00	186.98
OCL1	Oper. Engr. Class I	5008	IN OE HH150 4Cty Jy3-4Aprent	SEP-23-2020	6	41.55	0	0.00	0	0.00	249.30
OCL1	Oper. Engr. Class I	5008	IN OE HH150 4Cty Jy3-4Aprent	SEP-24-2020	0	0.00	3	62.33	0	0.00	186.98
OCL1	Oper. Engr. Class I	5008	IN OE HH150 4Cty Jy3-4Aprent	SEP-24-2020	8	41.55	0	0.00	0	0.00	332.40
OCL1	Oper. Engr. Class I	5008	IN OE HH150 4Cty Jy3-4Aprent	SEP-25-2020	0	0.00	3	62.33	0	0.00	186.98
OCL1	Oper. Engr. Class I	5008	IN OE HH150 4Cty Jy3-4Aprent	SEP-25-2020	8	41.55	0	0.00	0	0.00	332.40
OCL1	Oper. Engr. Class I	5008	IN OE HH150 4Cty Jy3-4Aprent	SEP-26-2020	0	0.00	8.5	62.33	0	0.00	529.76
Employee Totals					40		25		0	65	3,220.13

Solis, Joseph
2610 Jewett Ave
Highland, IN 46322

SS NUMBER: XXX-XX-5002
EMPLOYEE NO: 142935
ETHNIC CODE: H
SEX: MALE

MARITAL STATUS: MARRIED
EXEMPTIONS:
HIRE DATE: JUL-07-2015
MILITARY STATUS: NV

CHECK NUMBER: 398825
CHECK DATE: OCT-01-2020

Pay Code WK **Period** 40 **Start Date** SEP-21-2020 **End Date** SEP-27-2020

Gross	Retro	Taxable Gross	F.I.T	FICA(HI)	FICA(OASDI)	S.D.I.	S.U.I.	State Tax	City Tax	Cnty Tax	Leave Tax	Union Ded.	Misc Ded.	Net
1,707.77	0.00	1,707.77	0.00	24.76	105.89	0.00	0.00	55.16	0.00	25.62	0.00	85.39	0.00	1,410.95

Trade		Union		Work Date	Reg Hours	Reg Rate	Ovt Hours	Ovt Rate	Dot Hours	Dot Rate	Pay Amount
LGP1	Laborer Group 1	2016	IN LABOR HH L81-VALPARAISO	SEP-22-2020	8	30.91	0	0.00	0	0.00	247.28
LGP1	Laborer Group 1	2016	IN LABOR HH L81-VALPARAISO	SEP-23-2020	0	0.00	2.5	46.37	0	0.00	115.91
LGP1	Laborer Group 1	2016	IN LABOR HH L81-VALPARAISO	SEP-23-2020	8	30.91	0	0.00	0	0.00	247.28
LGP1	Laborer Group 1	2016	IN LABOR HH L81-VALPARAISO	SEP-24-2020	8	30.91	0	0.00	0	0.00	247.28
LGP1	Laborer Group 1	2016	IN LABOR HH L81-VALPARAISO	SEP-24-2020	0	0.00	2.5	46.37	0	0.00	115.91
LGP1	Laborer Group 1	2016	IN LABOR HH L81-VALPARAISO	SEP-25-2020	8	30.91	0	0.00	0	0.00	247.28
LGP1	Laborer Group 1	2016	IN LABOR HH L81-VALPARAISO	SEP-25-2020	0	0.00	2.5	46.37	0	0.00	115.91
LGP1	Laborer Group 1	2016	IN LABOR HH L81-VALPARAISO	SEP-26-2020	0	0.00	8	46.37	0	0.00	370.92
Employee Totals					32		15.5		0	47.5	1,707.77

Wantola, Michael A
4315W 850 N
Wheatfield, IN 46392
219-843-8711

SS NUMBER: XXX-XX-8552
EMPLOYEE NO: 165015
ETHNIC CODE: W
SEX: MALE

MARITAL STATUS: SINGLE
EXEMPTIONS:
HIRE DATE: SEP-23-2020
MILITARY STATUS: NV

CHECK NUMBER: 398827
CHECK DATE: OCT-01-2020

Pay Code WK **Period** 40 **Start Date** SEP-21-2020 **End Date** SEP-27-2020

Gross	Retro	Taxable Gross	F.I.T	FICA(HI)	FICA(OASDI)	S.D.I.	S.U.I.	State Tax	City Tax	Cnty Tax	Leave Tax	Union Ded.	Misc Ded.	Net
1,921.70	0.00	1,921.70	213.20	27.86	119.15	0.00	0.00	60.83	0.00	53.94	0.00	57.65	0.00	1,389.07

Walsh Construction

FOREMAN'S DAILY REPORT

DATE: 9/22/2020
DAY: Tuesday

1 of 2

DESCRIPTION	Buy & Place #8 Stone for B Borrow	Place Structure Backfill	Wall 3 Excavation	Safety Training	Set T-Wall	T-Wall Backfill Select Fill
PHASE - COST CODE	97.0003.00.00	31.2323.09.00	98.0008.00.00	01.3700.03.00	34.7040.43.00	34.7040.49.00
JOB NUMBER	219042	219042	219042	219042	219042	219042

ACTIVITIES / HOURS

EMPLOYEE			HRS			HRS			HRS			HRS			HRS			HRS			TOTAL			START TIME	STOP TIME	LUNCH
EMP #	NAME	TRADE	RT	OT	DT	RT	OT	DT	RT	OT	DT	RT	OT	DT	RT	OT	DT	RT	OT	DT	RT	OT	DT			
161473	Shrader, Scott	OCL1				2	2.5		4	0.5					1			1			8	3.0	0			
139092	Grinder, Chad	OCL1	8	3																	8	3.0	0			
163843	Dubord, Kenneth	OCL1	8	3																	8	3.0	0			
154122	Burns, Craig	OCL1	8	3																	8	3.0	0			
142935	Solis, Joseph	LGP1				3			4			1									8	0.0	0			
143840	Franks, Tommie	LGP1																			0	0.0	0			
163140	Cordero, Saul	LGP1																			0	0.0	0			
164806	Jensen, Mike	CMP4																			0	0.0	0			
161271	Odom, Rich	OCL1																			0	0.0	0			
TOTAL HOURS			24	9	0	5	2.5	0	8	0.5	0	1	0	0	1	0	0	1	0	0						
QUANTITY PERFORMED																										
QTY W/ UNITS							50 LF																			

COMMENTS:

*** MUST REPORT QUANTITIES WITH HOURS. PLEASE EXPLAIN IF THERE ARE NO QUANTITIES PERFORMED.

PAYROLL - CERTIFIED PAYROLL
Certified payroll not for FOIA release

Walsh Construction Company II
929 W Adams Street
IL

Company: Walsh Construction Company II **Job Number:** 219042 INDOT B-36229-A 45th Street Railroad Bridge **Owner Contract Number:** B-36229-A

Employee Totals			0	0	0	0	2,031.51	

Mendoza, Ruben A
105 W Howard St
Sims, IN 46986

SS NUMBER: XXX-XX-5978
EMPLOYEE NO: 101085
ETHNIC CODE: H
SEX: MALE

MARITAL STATUS: MARRIED
EXEMPTIONS: 1
HIRE DATE: MAY-18-1999
MILITARY STATUS: NV

CHECK NUMBER: 398585
CHECK DATE: OCT-01-2020

Pay Code WK **Period** 40 **Start Date** SEP-21-2020 **End Date** SEP-27-2020

Gross	Retro	Taxable Gross	F.I.T	FICA(HI)	FICA(OASDI)	S.D.I.	S.U.I.	State Tax	City Tax	Cnty Tax	Leave Tax	Union Ded.	Misc Ded.	Net
1,575.96	0.00	1,575.96	144.13	22.85	97.71	0.00	0.00	70.90	0.00	40.19	0.00	39.40	0.00	1,160.78

Trade		Union		Work Date	Reg Hours	Reg Rate	Ovt Hours	Ovt Rate	Dot Hours	Dot Rate	Pay Amount
OCL1	Oper. Engr. Class I	5017	IN OE HH LOCAL 103 MARION CTY	SEP-23-2020	1	36.65	0	0.00	0	0.00	36.65
OCL1	Oper. Engr. Class I	5017	IN OE HH LOCAL 103 MARION CTY	SEP-23-2020	0	0.00	1	54.98	0	0.00	54.98
Employee Totals					1		1		0	2	91.63

Seegers, Cody J
6619 Blackthorn Drive
De Motte, IN 46310

SS NUMBER: XXX-XX-3706
EMPLOYEE NO: 128549
ETHNIC CODE: W
SEX: MALE

MARITAL STATUS: SINGLE
EXEMPTIONS: 0
HIRE DATE: JUN-12-2012
MILITARY STATUS: NV

CHECK NUMBER: 398822
CHECK DATE: OCT-01-2020

Pay Code WK **Period** 40 **Start Date** SEP-21-2020 **End Date** SEP-27-2020

Gross	Retro	Taxable Gross	F.I.T	FICA(HI)	FICA(OASDI)	S.D.I.	S.U.I.	State Tax	City Tax	Cnty Tax	Leave Tax	Union Ded.	Misc Ded.	Net
1,175.70	0.00	1,175.70	161.62	17.05	72.90	0.00	0.00	37.98	0.00	33.67	0.00	112.55	0.00	739.93

Trade		Union		Work Date	Reg Hours	Reg Rate	Ovt Hours	Ovt Rate	Dot Hours	Dot Rate	Pay Amount
CAJM	Carpenter Journeyman	1014	IN CARP HH Z1 NW-LAKE CTY	SEP-21-2020	1	39.19	0	0.00	0	0.00	39.19
CAJM	Carpenter Journeyman	1014	IN CARP HH Z1 NW-LAKE CTY	SEP-23-2020	7	39.19	0	0.00	0	0.00	274.33
CAJM	Carpenter Journeyman	1014	IN CARP HH Z1 NW-LAKE CTY	SEP-24-2020	8	39.19	0	0.00	0	0.00	313.52
CAJM	Carpenter Journeyman	1014	IN CARP HH Z1 NW-LAKE CTY	SEP-24-2020	0	0.00	2	58.79	0	0.00	117.57
CAJM	Carpenter Journeyman	1014	IN CARP HH Z1 NW-LAKE CTY	SEP-25-2020	8	39.19	0	0.00	0	0.00	313.52
CAJM	Carpenter Journeyman	1014	IN CARP HH Z1 NW-LAKE CTY	SEP-25-2020	0	0.00	2	58.79	0	0.00	117.57
Employee Totals					24		4		0	28	1,175.70

Shrader, Scott A
55471 Snowberry Rd
New Carlisle, IN 46552

SS NUMBER: XXX-XX-7645
EMPLOYEE NO: 161473
ETHNIC CODE: W
SEX: MALE

MARITAL STATUS: MARRIED
EXEMPTIONS: 0
HIRE DATE: OCT-14-2019
MILITARY STATUS: NV

CHECK NUMBER: 398824
CHECK DATE: OCT-01-2020

Pay Code WK **Period** 40 **Start Date** SEP-21-2020 **End Date** SEP-27-2020

Gross	Retro	Taxable Gross	F.I.T	FICA(HI)	FICA(OASDI)	S.D.I.	S.U.I.	State Tax	City Tax	Cnty Tax	Leave Tax	Union Ded.	Misc Ded.	Net
3,220.13	0.00	3,220.13	661.97	46.69	199.65	0.00	0.00	104.01	0.00	30.59	0.00	96.60	0.00	2,080.62

Trade		Union		Work Date	Reg Hours	Reg Rate	Ovt Hours	Ovt Rate	Dot Hours	Dot Rate	Pay Amount
OCL1	Oper. Engr. Class I	5008	IN OE HH150 4Cty Jy3-4Aprent	SEP-21-2020	0	0.00	4.5	62.33	0	0.00	280.46

PAYROLL - CERTIFIED PAYROLL

Certified payroll not for FOIA release

Walsh Construction Company II
929 W Adams Street
IL

Company: Walsh Construction Company II **Job Number:** 219042 INDOT B-36229-A 45th Street Railroad Bridge **Owner Contract Number:** B-36229-A

Pay Code WK **Period** 40 **Start Date** SEP-21-2020 **End Date** SEP-27-2020

Trade		Union		Work Date	Reg Hours	Reg Rate	Ovt Hours	Ovt Rate	Dot Hours	Dot Rate	Pay Amount
OCL1	Oper. Engr. Class I	5008	IN OE HH150 4Cty Jy3-4Aprent	SEP-21-2020	10	41.55	0	0.00	0	0.00	415.50
OCL1	Oper. Engr. Class I	5008	IN OE HH150 4Cty Jy3-4Aprent	SEP-22-2020	0	0.00	3	62.33	0	0.00	186.97
OCL1	Oper. Engr. Class I	5008	IN OE HH150 4Cty Jy3-4Aprent	SEP-22-2020	8	41.55	0	0.00	0	0.00	332.40
OCL1	Oper. Engr. Class I	5008	IN OE HH150 4Cty Jy3-4Aprent	SEP-23-2020	0	0.00	3	62.33	0	0.00	186.98
OCL1	Oper. Engr. Class I	5008	IN OE HH150 4Cty Jy3-4Aprent	SEP-23-2020	6	41.55	0	0.00	0	0.00	249.30
OCL1	Oper. Engr. Class I	5008	IN OE HH150 4Cty Jy3-4Aprent	SEP-24-2020	0	0.00	3	62.33	0	0.00	186.98
OCL1	Oper. Engr. Class I	5008	IN OE HH150 4Cty Jy3-4Aprent	SEP-24-2020	8	41.55	0	0.00	0	0.00	332.40
OCL1	Oper. Engr. Class I	5008	IN OE HH150 4Cty Jy3-4Aprent	SEP-25-2020	0	0.00	3	62.33	0	0.00	186.98
OCL1	Oper. Engr. Class I	5008	IN OE HH150 4Cty Jy3-4Aprent	SEP-25-2020	8	41.55	0	0.00	0	0.00	332.40
OCL1	Oper. Engr. Class I	5008	IN OE HH150 4Cty Jy3-4Aprent	SEP-26-2020	0	0.00	8.5	62.33	0	0.00	529.76
Employee Totals					40		25		0	65	3,220.13

Solis, Joseph
2610 Jewett Ave
Highland, IN 46322

SS NUMBER: XXX-XX-5002
EMPLOYEE NO: 142935
ETHNIC CODE: H
SEX: MALE

MARITAL STATUS: MARRIED
EXEMPTIONS:
HIRE DATE: JUL-07-2015
MILITARY STATUS: NV

CHECK NUMBER: 398825
CHECK DATE: OCT-01-2020

Pay Code WK **Period** 40 **Start Date** SEP-21-2020 **End Date** SEP-27-2020

Gross	Retro	Taxable Gross	F.I.T	FICA(HI)	FICA(OASDI)	S.D.I.	S.U.I.	State Tax	City Tax	Cnty Tax	Leave Tax	Union Ded.	Misc Ded.	Net
1,707.77	0.00	1,707.77	0.00	24.76	105.89	0.00	0.00	55.16	0.00	25.62	0.00	85.39	0.00	1,410.95

Trade		Union		Work Date	Reg Hours	Reg Rate	Ovt Hours	Ovt Rate	Dot Hours	Dot Rate	Pay Amount
LGP1	Laborer Group 1	2016	IN LABOR HH L81-VALPARAISO	SEP-22-2020	8	30.91	0	0.00	0	0.00	247.28
LGP1	Laborer Group 1	2016	IN LABOR HH L81-VALPARAISO	SEP-23-2020	0	0.00	2.5	46.37	0	0.00	115.91
LGP1	Laborer Group 1	2016	IN LABOR HH L81-VALPARAISO	SEP-23-2020	8	30.91	0	0.00	0	0.00	247.28
LGP1	Laborer Group 1	2016	IN LABOR HH L81-VALPARAISO	SEP-24-2020	8	30.91	0	0.00	0	0.00	247.28
LGP1	Laborer Group 1	2016	IN LABOR HH L81-VALPARAISO	SEP-24-2020	0	0.00	2.5	46.37	0	0.00	115.91
LGP1	Laborer Group 1	2016	IN LABOR HH L81-VALPARAISO	SEP-25-2020	8	30.91	0	0.00	0	0.00	247.28
LGP1	Laborer Group 1	2016	IN LABOR HH L81-VALPARAISO	SEP-25-2020	0	0.00	2.5	46.37	0	0.00	115.91
LGP1	Laborer Group 1	2016	IN LABOR HH L81-VALPARAISO	SEP-26-2020	0	0.00	8	46.37	0	0.00	370.92
Employee Totals					32		15.5		0	47.5	1,707.77

Wantola, Michael A
4315W 850 N
Wheatfield, IN 46392
219-843-8711

SS NUMBER: XXX-XX-8552
EMPLOYEE NO: 165015
ETHNIC CODE: W
SEX: MALE

MARITAL STATUS: SINGLE
EXEMPTIONS:
HIRE DATE: SEP-23-2020
MILITARY STATUS: NV

CHECK NUMBER: 398827
CHECK DATE: OCT-01-2020

Pay Code WK **Period** 40 **Start Date** SEP-21-2020 **End Date** SEP-27-2020

Gross	Retro	Taxable Gross	F.I.T	FICA(HI)	FICA(OASDI)	S.D.I.	S.U.I.	State Tax	City Tax	Cnty Tax	Leave Tax	Union Ded.	Misc Ded.	Net
1,921.70	0.00	1,921.70	213.20	27.86	119.15	0.00	0.00	60.83	0.00	53.94	0.00	57.65	0.00	1,389.07

PAYROLL - CERTIFIED PAYROLL

Certified payroll not for FOIA release

Walsh Construction Company II
929 W Adams Street
IL

Company: Walsh Construction Company II **Job Number:** 219042 INDOT B-36229-A 45th Street Railroad Bridge **Owner Contract Number:** B-36229-A

Pay Code WK **Period** 40 **Start Date** SEP-21-2020 **End Date** SEP-27-2020

Trade		Union		Work Date	Reg Hours	Reg Rate	Ovt Hours	Ovt Rate	Dot Hours	Dot Rate	Pay Amount
OCL1	Oper. Engr. Class I	5008	IN OE HH150 4Cty Jy3-4Aprent	SEP-21-2020	10	41.55	0	0.00	0	0.00	415.50
OCL1	Oper. Engr. Class I	5008	IN OE HH150 4Cty Jy3-4Aprent	SEP-22-2020	0	0.00	3	62.33	0	0.00	186.97
OCL1	Oper. Engr. Class I	5008	IN OE HH150 4Cty Jy3-4Aprent	SEP-22-2020	8	41.55	0	0.00	0	0.00	332.40
OCL1	Oper. Engr. Class I	5008	IN OE HH150 4Cty Jy3-4Aprent	SEP-23-2020	0	0.00	3	62.33	0	0.00	186.98
OCL1	Oper. Engr. Class I	5008	IN OE HH150 4Cty Jy3-4Aprent	SEP-23-2020	6	41.55	0	0.00	0	0.00	249.30
OCL1	Oper. Engr. Class I	5008	IN OE HH150 4Cty Jy3-4Aprent	SEP-24-2020	0	0.00	3	62.33	0	0.00	186.98
OCL1	Oper. Engr. Class I	5008	IN OE HH150 4Cty Jy3-4Aprent	SEP-24-2020	8	41.55	0	0.00	0	0.00	332.40
OCL1	Oper. Engr. Class I	5008	IN OE HH150 4Cty Jy3-4Aprent	SEP-25-2020	0	0.00	3	62.33	0	0.00	186.98
OCL1	Oper. Engr. Class I	5008	IN OE HH150 4Cty Jy3-4Aprent	SEP-25-2020	8	41.55	0	0.00	0	0.00	332.40
OCL1	Oper. Engr. Class I	5008	IN OE HH150 4Cty Jy3-4Aprent	SEP-26-2020	0	0.00	8.5	62.33	0	0.00	529.76
Employee Totals					40		25		0	65	3,220.13

Solis, Joseph
2610 Jewett Ave
Highland, IN 46322

SS NUMBER: XXX-XX-5002
EMPLOYEE NO: 142935
ETHNIC CODE: H
SEX: MALE

MARITAL STATUS: MARRIED
EXEMPTIONS:
HIRE DATE: JUL-07-2015
MILITARY STATUS: NV

CHECK NUMBER: 398825
CHECK DATE: OCT-01-2020

Pay Code WK **Period** 40 **Start Date** SEP-21-2020 **End Date** SEP-27-2020

Gross	Retro	Taxable Gross	F.I.T	FICA(HI)	FICA(OASDI)	S.D.I.	S.U.I.	State Tax	City Tax	Cnty Tax	Leave Tax	Union Ded.	Misc Ded.	Net
1,707.77	0.00	1,707.77	0.00	24.76	105.89	0.00	0.00	55.16	0.00	25.62	0.00	85.39	0.00	1,410.95

Trade		Union		Work Date	Reg Hours	Reg Rate	Ovt Hours	Ovt Rate	Dot Hours	Dot Rate	Pay Amount
LGP1	Laborer Group 1	2016	IN LABOR HH L81-VALPARAISO	SEP-22-2020	8	30.91	0	0.00	0	0.00	247.28
LGP1	Laborer Group 1	2016	IN LABOR HH L81-VALPARAISO	SEP-23-2020	0	0.00	2.5	46.37	0	0.00	115.91
LGP1	Laborer Group 1	2016	IN LABOR HH L81-VALPARAISO	SEP-23-2020	8	30.91	0	0.00	0	0.00	247.28
LGP1	Laborer Group 1	2016	IN LABOR HH L81-VALPARAISO	SEP-24-2020	8	30.91	0	0.00	0	0.00	247.28
LGP1	Laborer Group 1	2016	IN LABOR HH L81-VALPARAISO	SEP-24-2020	0	0.00	2.5	46.37	0	0.00	115.91
LGP1	Laborer Group 1	2016	IN LABOR HH L81-VALPARAISO	SEP-25-2020	8	30.91	0	0.00	0	0.00	247.28
LGP1	Laborer Group 1	2016	IN LABOR HH L81-VALPARAISO	SEP-25-2020	0	0.00	2.5	46.37	0	0.00	115.91
LGP1	Laborer Group 1	2016	IN LABOR HH L81-VALPARAISO	SEP-26-2020	0	0.00	8	46.37	0	0.00	370.92
Employee Totals					32		15.5		0	47.5	1,707.77

Wantola, Michael A
4315W 850 N
Wheatfield, IN 46392
219-843-8711

SS NUMBER: XXX-XX-8552
EMPLOYEE NO: 165015
ETHNIC CODE: W
SEX: MALE

MARITAL STATUS: SINGLE
EXEMPTIONS:
HIRE DATE: SEP-23-2020
MILITARY STATUS: NV

CHECK NUMBER: 398827
CHECK DATE: OCT-01-2020

Pay Code WK **Period** 40 **Start Date** SEP-21-2020 **End Date** SEP-27-2020

Gross	Retro	Taxable Gross	F.I.T	FICA(HI)	FICA(OASDI)	S.D.I.	S.U.I.	State Tax	City Tax	Cnty Tax	Leave Tax	Union Ded.	Misc Ded.	Net
1,921.70	0.00	1,921.70	213.20	27.86	119.15	0.00	0.00	60.83	0.00	53.94	0.00	57.65	0.00	1,389.07

Walsh Construction

FOREMAN'S DAILY REPORT

DATE: 9/24/2020
DAY: Thursday

1 of 1

DESCRIPTION	Place Structure Backfill			Buy & Place #8 Stone for B Borrow			Install Geofabric			Install Wall Drain			Install Deck Drains			Safety Training		
PHASE - COST CODE	31.2323.09.00			97.0003.00.00			31.3523.00.00			34.7005.69.00			33.4403.09.00			01.3700.03.00		
JOB NUMBER	219042			219042			219042			219042			219042			219042		
EMPLOYEE	HRS			HRS			HRS			HRS			HRS			HRS		
EMP # / NAME / TRADE	RT	OT	DT				RT	OT	DT	RT	OT	DT	RT	OT	DT	RT	OT	DT
161473 Shrader, Scott OCL1																		
139092 Grinder, Chad OCL1				8	3													
163843 Dubord, Kenneth OCL1	8				3													
154122 Burns, Craig OCL1				8	3													
142935 Solis, Joseph LGP1							8	2.5										
143840 Franks, Tommie LGP1										7	3		1					
163140 Cordero, Saul LGP1										7	2.5		1					
164806 Jensen, Mike CMP4							4			3			1	2.5				
161271 Odom, Rich OCL1																		
156760 White, Kenneth OCL1				7	3											1		
Wantola, Mike OCL1	8				3													
164991 Allen, David OCL1				7	3											1		
128549 Seegers, Cody CAJM																		
151312 Whisker, Kyle CAJM																		
TOTAL HOURS	16	0	0	30	18	0	12	2.5	0	17	5.5	0	3	2.5	0	2	0	0
QTY W/ UNITS																		

EMP #	NAME	TRADE	TOTAL RT	TOTAL OT	TOTAL DT	START TIME	STOP TIME	LUNCH
161473	Shrader, Scott	OCL1	0.0	0.0	0			
139092	Grinder, Chad	OCL1	8.0	3.0	0			
163843	Dubord, Kenneth	OCL1	8.0	3.0	0			
154122	Burns, Craig	OCL1	8.0	3.0	0			
142935	Solis, Joseph	LGP1	8.0	2.5	0			
143840	Franks, Tommie	LGP1	8.0	3.0	0			
163140	Cordero, Saul	LGP1	8.0	2.5	0			
164806	Jensen, Mike	CMP4	8.0	2.5	0			
161271	Odom, Rich	OCL1	0.0	0.0	0			
156760	White, Kenneth	OCL1	8.0	3.0	0			
	Wantola, Mike	OCL1	8.0	3.0	0			
164991	Allen, David	OCL1	8.0	3.0	0			
128549	Seegers, Cody	CAJM	0.0	0.0	0			
151312	Whisker, Kyle	CAJM	0.0	0.0	0			

ACTIVITIES / HOURS

QUANTITY PERFORMED

COMMENTS:

*** MUST REPORT QUANTITIES WITH HOURS. PLEASE EXPLAIN IF THERE ARE NO QUANTITIES PERFORMED.

PAYROLL - CERTIFIED PAYROLL

Certified payroll not for FOIA release

Walsh Construction Company II
929 W Adams Street
IL

Company: Walsh Construction Company II **Job Number:** 219042 INDOT B-36229-A 45th Street Railroad Bridge **Owner Contract Number:** B-36229-A

Pay Code WK **Period** 40 **Start Date** SEP-21-2020 **End Date** SEP-27-2020

Trade		Union		Work Date	Reg Hours	Reg Rate	Ovt Hours	Ovt Rate	Dot Hours	Dot Rate	Pay Amount
OCL1	Oper. Engr. Class I	5008	IN OE HH150 4Cty Jy3-4Aprent	SEP-21-2020	10	41.55	0	0.00	0	0.00	415.50
OCL1	Oper. Engr. Class I	5008	IN OE HH150 4Cty Jy3-4Aprent	SEP-22-2020	0	0.00	3	62.33	0	0.00	186.97
OCL1	Oper. Engr. Class I	5008	IN OE HH150 4Cty Jy3-4Aprent	SEP-22-2020	8	41.55	0	0.00	0	0.00	332.40
OCL1	Oper. Engr. Class I	5008	IN OE HH150 4Cty Jy3-4Aprent	SEP-23-2020	0	0.00	3	62.33	0	0.00	186.98
OCL1	Oper. Engr. Class I	5008	IN OE HH150 4Cty Jy3-4Aprent	SEP-23-2020	6	41.55	0	0.00	0	0.00	249.30
OCL1	Oper. Engr. Class I	5008	IN OE HH150 4Cty Jy3-4Aprent	SEP-24-2020	0	0.00	3	62.33	0	0.00	186.98
OCL1	Oper. Engr. Class I	5008	IN OE HH150 4Cty Jy3-4Aprent	SEP-24-2020	8	41.55	0	0.00	0	0.00	332.40
OCL1	Oper. Engr. Class I	5008	IN OE HH150 4Cty Jy3-4Aprent	SEP-25-2020	0	0.00	3	62.33	0	0.00	186.98
OCL1	Oper. Engr. Class I	5008	IN OE HH150 4Cty Jy3-4Aprent	SEP-25-2020	8	41.55	0	0.00	0	0.00	332.40
OCL1	Oper. Engr. Class I	5008	IN OE HH150 4Cty Jy3-4Aprent	SEP-26-2020	0	0.00	8.5	62.33	0	0.00	529.76
Employee Totals					40		25		0	65	3,220.13

Solis, Joseph
2610 Jewett Ave
Highland, IN 46322

SS NUMBER: XXX-XX-5002
EMPLOYEE NO: 142935
ETHNIC CODE: H
SEX: MALE

MARITAL STATUS: MARRIED
EXEMPTIONS:
HIRE DATE: JUL-07-2015
MILITARY STATUS: NV

CHECK NUMBER: 398825
CHECK DATE: OCT-01-2020

Pay Code WK **Period** 40 **Start Date** SEP-21-2020 **End Date** SEP-27-2020

Gross	Retro	Taxable Gross	F.I.T	FICA(HI)	FICA(OASDI)	S.D.I.	S.U.I.	State Tax	City Tax	Cnty Tax	Leave Tax	Union Ded.	Misc Ded.	Net
1,707.77	0.00	1,707.77	0.00	24.76	105.89	0.00	0.00	55.16	0.00	25.62	0.00	85.39	0.00	1,410.95

Trade		Union		Work Date	Reg Hours	Reg Rate	Ovt Hours	Ovt Rate	Dot Hours	Dot Rate	Pay Amount
LGP1	Laborer Group 1	2016	IN LABOR HH L81-VALPARAISO	SEP-22-2020	8	30.91	0	0.00	0	0.00	247.28
LGP1	Laborer Group 1	2016	IN LABOR HH L81-VALPARAISO	SEP-23-2020	0	0.00	2.5	46.37	0	0.00	115.91
LGP1	Laborer Group 1	2016	IN LABOR HH L81-VALPARAISO	SEP-23-2020	8	30.91	0	0.00	0	0.00	247.28
LGP1	Laborer Group 1	2016	IN LABOR HH L81-VALPARAISO	SEP-24-2020	8	30.91	0	0.00	0	0.00	247.28
LGP1	Laborer Group 1	2016	IN LABOR HH L81-VALPARAISO	SEP-24-2020	0	0.00	2.5	46.37	0	0.00	115.91
LGP1	Laborer Group 1	2016	IN LABOR HH L81-VALPARAISO	SEP-25-2020	8	30.91	0	0.00	0	0.00	247.28
LGP1	Laborer Group 1	2016	IN LABOR HH L81-VALPARAISO	SEP-25-2020	0	0.00	2.5	46.37	0	0.00	115.91
LGP1	Laborer Group 1	2016	IN LABOR HH L81-VALPARAISO	SEP-26-2020	0	0.00	8	46.37	0	0.00	370.92
Employee Totals					32		15.5		0	47.5	1,707.77

Wantola, Michael A
4315W 850 N
Wheatfield, IN 46392
219-843-8711

SS NUMBER: XXX-XX-8552
EMPLOYEE NO: 165015
ETHNIC CODE: W
SEX: MALE

MARITAL STATUS: SINGLE
EXEMPTIONS:
HIRE DATE: SEP-23-2020
MILITARY STATUS: NV

CHECK NUMBER: 398827
CHECK DATE: OCT-01-2020

Pay Code WK **Period** 40 **Start Date** SEP-21-2020 **End Date** SEP-27-2020

Gross	Retro	Taxable Gross	F.I.T	FICA(HI)	FICA(OASDI)	S.D.I.	S.U.I.	State Tax	City Tax	Cnty Tax	Leave Tax	Union Ded.	Misc Ded.	Net
1,921.70	0.00	1,921.70	213.20	27.86	119.15	0.00	0.00	60.83	0.00	53.94	0.00	57.65	0.00	1,389.07

PAYROLL - CERTIFIED PAYROLL
Certified payroll not for FOIA release

Walsh Construction Company
929 W. Adams Street
IL

Company: Walsh Construction Company II **Job Number:** 219042 INDOT B-36229-A 45th Street Railroad Bridge **Owner Contract Number:**

Pay Code WK **Period** 40 **Start Date** SEP-21-2020 **End Date** SEP-27-2020

Gross	Retro	Taxable Gross	F.I.T	FICA(HI)	FICA(OASDI)	S.D.I.	S.U.I.	State Tax	City Tax	Cnty Tax	Leave Tax	Union Ded.	Misc Ded.	Net
1,469.33	0.00	1,469.33	20.27	21.31	91.10	0.00	0.00	45.60	0.00	13.41	0.00	401.86	0.00	875.78

Trade		Union		Work Date	Reg Hours	Reg Rate	Ovt Hours	Ovt Rate	Dot Hours	Dot Rate	Pay Amount
CMP4	Cement Mason 4th Pd. Apprentic	3007	IN CEMENT MASONS HH L692/A165	SEP-21-2020	8	28.67	0	0.00	0	0.00	229.36
CMP4	Cement Mason 4th Pd. Apprentic	3007	IN CEMENT MASONS HH L692/A165	SEP-22-2020	8	28.67	0	0.00	0	0.00	229.36
CMP4	Cement Mason 4th Pd. Apprentic	3007	IN CEMENT MASONS HH L692/A165	SEP-23-2020	0	0.00	2.5	43.01	0	0.00	107.51
CMP4	Cement Mason 4th Pd. Apprentic	3007	IN CEMENT MASONS HH L692/A165	SEP-23-2020	8	28.67	0	0.00	0	0.00	229.36
CMP4	Cement Mason 4th Pd. Apprentic	3007	IN CEMENT MASONS HH L692/A165	SEP-24-2020	0	0.00	2.5	43.01	0	0.00	107.51
CMP4	Cement Mason 4th Pd. Apprentic	3007	IN CEMENT MASONS HH L692/A165	SEP-24-2020	8	28.67	0	0.00	0	0.00	229.36
CMP4	Cement Mason 4th Pd. Apprentic	3007	IN CEMENT MASONS HH L692/A165	SEP-25-2020	0	0.00	2.5	43.01	0	0.00	107.51
CMP4	Cement Mason 4th Pd. Apprentic	3007	IN CEMENT MASONS HH L692/A165	SEP-25-2020	8	28.67	0	0.00	0	0.00	229.36
Employee Totals					40		7.5		0	47.5	1,469.33

Jirtle, Justin J
1128 Wilson Rd
New Buffalo, MI 49117
269-612-8126

SS NUMBER: XXX-XX-3457
EMPLOYEE NO: 164852
ETHNIC CODE: W
SEX: MALE

MARITAL STATUS: SINGLE
EXEMPTIONS:
HIRE DATE: SEP-08-2020
MILITARY STATUS: NV

CHECK NUMBER: 1307623
CHECK DATE: SEP-22-2020

Pay Code WK **Period** 40 **Start Date** SEP-21-2020 **End Date** SEP-27-2020

Gross	Retro	Taxable Gross	F.I.T	FICA(HI)	FICA(OASDI)	S.D.I.	S.U.I.	State Tax	City Tax	Cnty Tax	Leave Tax	Union Ded.	Misc Ded.	Net
408.50	0.00	408.50	17.00	5.92	25.33	0.00	0.00	17.36	0.00	6.13	0.00	152.28	0.00	184.48

Trade		Union		Work Date	Reg Hours	Reg Rate	Ovt Hours	Ovt Rate	Dot Hours	Dot Rate	Pay Amount
CMP1	Cement Mason 1st Pd. Apprentic	3007	IN CEMENT MASONS HH L692/A165	SEP-21-2020	8	21.50	0	0.00	0	0.00	172.00
CMP1	Cement Mason 1st Pd. Apprentic	3007	IN CEMENT MASONS HH L692/A165	SEP-21-2020	0	0.00	1	32.25	0	0.00	32.25
CMP1	Cement Mason 1st Pd. Apprentic	3007	IN CEMENT MASONS HH L692/A165	SEP-22-2020	0	0.00	1	32.25	0	0.00	32.25
CMP1	Cement Mason 1st Pd. Apprentic	3007	IN CEMENT MASONS HH L692/A165	SEP-22-2020	8	21.50	0	0.00	0	0.00	172.00
Employee Totals					16		2		0	18	408.50

Yuknis, Michael E
3961 W US HWY 20
Laport, IN 46350
219-336-3244

SS NUMBER: XXX-XX-8266
EMPLOYEE NO: 164805
ETHNIC CODE: W
SEX: MALE

MARITAL STATUS: MARRIED
EXEMPTIONS:
HIRE DATE: SEP-02-2020
MILITARY STATUS: NV

CHECK NUMBER: 1307624
CHECK DATE: SEP-22-2020

Walsh Construction

FOREMAN'S DAILY REPORT

DATE: 9/25/2020
DAY: Friday

1 of 1

DESCRIPTION	Wall 3 Excavation (Backfill)	Place Structure Backfill	Buy & Place #8 Stone for B Borrow	Set T-Wall Units	Fine Grade for Approaches	F/S Approach Slab
PHASE - COST CODE	98.0008.00.00	31.2323.09.00	97.0003.00.00	34.7040.43.00	34.7035.76.00	34.7035.78.00
JOB NUMBER	219042	219042	219042	219042	219042	219042

ACTIVITIES / HOURS

EMPLOYEE			HRS			HRS			HRS			HRS			HRS			HRS			TOTAL			START TIME	STOP TIME	LUNCH
EMP #	NAME	TRADE	RT	OT	DT	RT	OT	DT	RT	OT	DT	RT	OT	DT	RT	OT	DT	RT	OT	DT	RT	OT	DT			
161473	Shrader, Scott	OCL1	8	3																	8	3.0	0			
139092	Grinder, Chad	OCL1	2	3		2			4												8	3.0	0			
163843	Dubord, Kenneth	OCL1	2						2	3					4						8	3.0	0			
154122	Burns, Craig	OCL1	2	3		2			4												8	3.0	0			
142935	Solis, Joseph	LGP1																			0	0.0	0			
143840	Franks, Tommie	LGP1																			0	0.0	0			
163140	Cordero, Saul	LGP1																			0	0.0	0			
164806	Jensen, Mike	CMP4										8	2.5								8	2.5	0			
161271	Odom, Rich	OCL1																			0	0.0	0			
156760	White, Kenneth	OCL1							8	3											8	3.0	0			
	Wantola, Mike	OCL1										8	3								8	3.0	0			
128549	Seegers, Cody	CAJM										7						1	2		8	2.0	0			
151312	Whisker, Kyle	CAJM										7						1	2		8	2.0	0			
164991	Allen, David	OCL1				4	1		4	2											8.0	3.0	0			
TOTAL HOURS			14	9	0	8	1	0	22	8	0	30	5.5	0	4	0	0	2	4	0						

QUANTITY PERFORMED

QTY W/ UNITS						

COMMENTS:

*** MUST REPORT QUANTITIES WITH HOURS. PLEASE EXPLAIN IF THERE ARE NO QUANTITIES PERFORMED.

PAYROLL - CERTIFIED PAYROLL
Certified payroll not for FOIA release

Walsh Construction Company II
929 W Adams Street
IL

Company: Walsh Construction Company II **Job Number:** 219042 INDOT B-36229-A 45th Street Railroad Bridge **Owner Contract Number:** B-36229-A

Allen, David M
6952 Nancy Ave
Portage, IN 46368
219-777-0107

SS NUMBER: XXX-XX-8128
EMPLOYEE NO: 164991
ETHNIC CODE: W
SEX: MALE

MARITAL STATUS: SINGLE
EXEMPTIONS:
HIRE DATE: SEP-24-2020
MILITARY STATUS: NV

CHECK NUMBER: 397983
CHECK DATE: SEP-28-2020

Pay Code WK **Period** 40 **Start Date** SEP-21-2020 **End Date** SEP-27-2020

Gross	Retro	Taxable Gross	F.I.T	FICA(HI)	FICA(OASDI)	S.D.I.	S.U.I.	State Tax	City Tax	Cnty Tax	Leave Tax	Union Ded.	Misc Ded.	Net
1,402.32	0.00	1,402.32	175.09	20.33	86.94	0.00	0.00	44.67	0.00	6.92	0.00	42.07	0.00	1,026.30

Trade		Union		Work Date	Reg Hours	Reg Rate	Ovt Hours	Ovt Rate	Dot Hours	Dot Rate	Pay Amount
OCL1	Oper. Engr. Class I	5008	IN OE HH150 4Cty Jy3-4Aprent	SEP-24-2020	0	0.00	3	62.33	0	0.00	186.98
OCL1	Oper. Engr. Class I	5008	IN OE HH150 4Cty Jy3-4Aprent	SEP-24-2020	8	41.55	0	0.00	0	0.00	332.40
OCL1	Oper. Engr. Class I	5008	IN OE HH150 4Cty Jy3-4Aprent	SEP-25-2020	0	0.00	3	62.33	0	0.00	186.98
OCL1	Oper. Engr. Class I	5008	IN OE HH150 4Cty Jy3-4Aprent	SEP-25-2020	8	41.55	0	0.00	0	0.00	332.40
OCL1	Oper. Engr. Class I	5008	IN OE HH150 4Cty Jy3-4Aprent	SEP-26-2020	0	0.00	.5	62.33	0	0.00	31.16
OCL1	Oper. Engr. Class I	5008	IN OE HH150 4Cty Jy3-4Aprent	SEP-26-2020	8	41.55	0	0.00	0	0.00	332.40
Employee Totals					24		6.5		0	30.5	1,402.32

Burns, Craig S
6859 Whitcomb St
Merrillville, IN 46410

SS NUMBER: XXX-XX-8052
EMPLOYEE NO: 154122
ETHNIC CODE: B
SEX: MALE

MARITAL STATUS: MARRIED
EXEMPTIONS: 9
HIRE DATE: NOV-13-2017
MILITARY STATUS: NV

CHECK NUMBER: 398797
CHECK DATE: OCT-01-2020

Pay Code WK **Period** 40 **Start Date** SEP-21-2020 **End Date** SEP-27-2020

Gross	Retro	Taxable Gross	F.I.T	FICA(HI)	FICA(OASDI)	S.D.I.	S.U.I.	State Tax	City Tax	Cnty Tax	Leave Tax	Union Ded.	Misc Ded.	Net
2,607.28	0.00	2,607.28	197.60	37.81	161.66	0.00	0.00	83.59	0.00	0.00	0.00	78.22	0.00	2,048.40

Trade		Union		Work Date	Reg Hours	Reg Rate	Ovt Hours	Ovt Rate	Dot Hours	Dot Rate	Pay Amount
OCL1	Oper. Engr. Class I	5008	IN OE HH150 4Cty Jy3-4Aprent	SEP-22-2020	8	41.55	0	0.00	0	0.00	332.40
OCL1	Oper. Engr. Class I	5008	IN OE HH150 4Cty Jy3-4Aprent	SEP-22-2020	0	0.00	3	62.33	0	0.00	186.98
OCL1	Oper. Engr. Class I	5008	IN OE HH150 4Cty Jy3-4Aprent	SEP-23-2020	0	0.00	3	62.33	0	0.00	186.98
OCL1	Oper. Engr. Class I	5008	IN OE HH150 4Cty Jy3-4Aprent	SEP-23-2020	8	41.55	0	0.00	0	0.00	332.40
OCL1	Oper. Engr. Class I	5008	IN OE HH150 4Cty Jy3-4Aprent	SEP-24-2020	8	41.55	0	0.00	0	0.00	332.40
OCL1	Oper. Engr. Class I	5008	IN OE HH150 4Cty Jy3-4Aprent	SEP-24-2020	0	0.00	3	62.33	0	0.00	186.98
OCL1	Oper. Engr. Class I	5008	IN OE HH150 4Cty Jy3-4Aprent	SEP-25-2020	0	0.00	3	62.33	0	0.00	186.98
OCL1	Oper. Engr. Class I	5008	IN OE HH150 4Cty Jy3-4Aprent	SEP-25-2020	8	41.55	0	0.00	0	0.00	332.40
OCL1	Oper. Engr. Class I	5008	IN OE HH150 4Cty Jy3-4Aprent	SEP-26-2020	0	0.00	8.5	62.33	0	0.00	529.76
Employee Totals					32		20.5		0	52.5	2,607.28

Cordero, Saul
2103 Franklin St.
East Chicago, IN 46312
219.713.3516

SS NUMBER: XXX-XX-0267
EMPLOYEE NO: 163140
ETHNIC CODE: H
SEX: MALE

MARITAL STATUS: D
EXEMPTIONS:
HIRE DATE: APR-13-2020
MILITARY STATUS: NV

CHECK NUMBER: 398799
CHECK DATE: OCT-01-2020

Pay Code WK **Period** 40 **Start Date** SEP-21-2020 **End Date** SEP-27-2020

PAYROLL - CERTIFIED PAYROLL

Certified payroll not for FOIA release

Walsh Construction Company II
929 W Adams Street
IL

Company: Walsh Construction Company II **Job Number:** 219042 INDOT B-36229-A 45th Street Railroad Bridge **Owner Contract Number:** B-36229-A

Pay Code WK **Period** 40 **Start Date** SEP-21-2020 **End Date** SEP-27-2020

Gross	Retro	Taxable Gross	F.I.T	FICA(HI)	FICA(OASDI)	S.D.I.	S.U.I.	State Tax	City Tax	Cnty Tax	Leave Tax	Union Ded.	Misc Ded.	Net
2,302.79	0.00	2,302.79	266.20	33.39	142.77	0.00	0.00	74.38	0.00	34.54	0.00	115.14	93.00	1,543.37

Trade		Union		Work Date	Reg Hours	Reg Rate	Ovt Hours	Ovt Rate	Dot Hours	Dot Rate	Pay Amount
LGP1	Laborer Group 1	2016	IN LABOR HH L81-VALPARAISO	SEP-21-2020	0	0.00	4.5	46.37	0	0.00	208.64
LGP1	Laborer Group 1	2016	IN LABOR HH L81-VALPARAISO	SEP-21-2020	8	30.91	0	0.00	0	0.00	247.28
LGP1	Laborer Group 1	2016	IN LABOR HH L81-VALPARAISO	SEP-22-2020	8	30.91	0	0.00	0	0.00	247.28
LGP1	Laborer Group 1	2016	IN LABOR HH L81 VALPARAISO	SEP 22 2020	0	0.00	3	46.37	0	0.00	139.10
LGP1	Laborer Group 1	2016	IN LABOR HH L81-VALPARAISO	SEP-23-2020	8	30.91	0	0.00	0	0.00	247.28
LGP1	Laborer Group 1	2016	IN LABOR HH L81-VALPARAISO	SEP-23-2020	0	0.00	2.5	46.37	0	0.00	115.91
LGP1	Laborer Group 1	2016	IN LABOR HH L81-VALPARAISO	SEP-24-2020	8	30.91	0	0.00	0	0.00	247.28
LGP1	Laborer Group 1	2016	IN LABOR HH L81-VALPARAISO	SEP-24-2020	0	0.00	2.5	46.37	0	0.00	115.91
LGP1	Laborer Group 1	2016	IN LABOR HH L81-VALPARAISO	SEP-25-2020	0	0.00	2.5	46.37	0	0.00	115.91
LGP1	Laborer Group 1	2016	IN LABOR HH L81-VALPARAISO	SEP-25-2020	8	30.91	0	0.00	0	0.00	247.28
LGP1	Laborer Group 1	2016	IN LABOR HH L81-VALPARAISO	SEP-26-2020	0	0.00	8	46.37	0	0.00	370.92
Employee Totals					40		23		0	63	2,302.79

Ded Amnt	Deduction Description	Ded Amnt	Deduction Description
20.00	Child Support #5 Disp Income	73.00	Child Support #6 Disp Income

Dubord, Kenneth L
15360 W197th Ave
Lowell, IN 46356
219-808-6403

SS NUMBER: XXX-XX-3416
EMPLOYEE NO: 163843
ETHNIC CODE: W
SEX: MALE

MARITAL STATUS: MARRIED
EXEMPTIONS:
HIRE DATE: MAY-28-2020
MILITARY STATUS: NV

CHECK NUMBER: 398802
CHECK DATE: OCT-01-2020

Pay Code WK **Period** 40 **Start Date** SEP-21-2020 **End Date** SEP-27-2020

Gross	Retro	Taxable Gross	F.I.T	FICA(HI)	FICA(OASDI)	S.D.I.	S.U.I.	State Tax	City Tax	Cnty Tax	Leave Tax	Union Ded.	Misc Ded.	Net
3,220.14	0.00	3,220.14	431.97	46.69	199.65	0.00	0.00	102.77	0.00	47.73	0.00	96.60	0.00	2,294.73

Trade		Union		Work Date	Reg Hours	Reg Rate	Ovt Hours	Ovt Rate	Dot Hours	Dot Rate	Pay Amount
OCL1	Oper. Engr. Class I	5008	IN OE HH150 4Cty Jy3-4Aprent	SEP-21-2020	0	0.00	4.5	62.33	0	0.00	280.46
OCL1	Oper. Engr. Class I	5008	IN OE HH150 4Cty Jy3-4Aprent	SEP-21-2020	8	41.55	0	0.00	0	0.00	332.40
OCL1	Oper. Engr. Class I	5008	IN OE HH150 4Cty Jy3-4Aprent	SEP-22-2020	8	41.55	0	0.00	0	0.00	332.40
OCL1	Oper. Engr. Class I	5008	IN OE HH150 4Cty Jy3-4Aprent	SEP-22-2020	0	0.00	3	62.33	0	0.00	186.98
OCL1	Oper. Engr. Class I	5008	IN OE HH150 4Cty Jy3-4Aprent	SEP-23-2020	0	0.00	3	62.33	0	0.00	186.98
OCL1	Oper. Engr. Class I	5008	IN OE HH150 4Cty Jy3-4Aprent	SEP-23-2020	8	41.55	0	0.00	0	0.00	332.40
OCL1	Oper. Engr. Class I	5008	IN OE HH150 4Cty Jy3-4Aprent	SEP-24-2020	8	41.55	0	0.00	0	0.00	332.40
OCL1	Oper. Engr. Class I	5008	IN OE HH150 4Cty Jy3-4Aprent	SEP-24-2020	0	0.00	3	62.33	0	0.00	186.98
OCL1	Oper. Engr. Class I	5008	IN OE HH150 4Cty Jy3-4Aprent	SEP-25-2020	0	0.00	3	62.33	0	0.00	186.98
OCL1	Oper. Engr. Class I	5008	IN OE HH150 4Cty Jy3-4Aprent	SEP-25-2020	8	41.55	0	0.00	0	0.00	332.40
OCL1	Oper. Engr. Class I	5008	IN OE HH150 4Cty Jy3-4Aprent	SEP-26-2020	0	0.00	8.5	62.33	0	0.00	529.76
Employee Totals					40		25		0	65	3,220.14

PAYROLL - CERTIFIED PAYROLL

Certified payroll not for FOIA release

Walsh Construction Company II
929 W Adams Street
IL

Company: Walsh Construction Company II **Job Number:** 219042 INDOT B-36229-A 45th Street Railroad Bridge **Owner Contract Number:** B-36229-A

Franks, Tommie D
9601 Walnut Dr
Munster, IN 46321
219-513-6241

SS NUMBER: XXX-XX-6448
EMPLOYEE NO: 143840
ETHNIC CODE: B
SEX: MALE

MARITAL STATUS: MARRIED
EXEMPTIONS: 3
HIRE DATE: AUG-20-2015
MILITARY STATUS: NV

CHECK NUMBER: 398806
CHECK DATE: OCT-01-2020

Pay Code WK **Period** 40 **Start Date** SEP-21-2020 **End Date** SEP-27-2020

Gross	Retro	Taxable Gross	F.I.T	FICA(HI)	FICA(OASDI)	S.D.I.	S.U.I.	State Tax	City Tax	Cnty Tax	Leave Tax	Union Ded.	Misc Ded.	Net
2,117.35	0.00	2,117.35	198.97	30.70	131.28	0.00	0.00	66.53	0.00	30.89	0.00	105.87	0.00	1,553.11

Trade		Union		Work Date	Reg Hours	Reg Rate	Ovt Hours	Ovt Rate	Dot Hours	Dot Rate	Pay Amount
LGP1	Laborer Group 1	2016	IN LABOR HH L81-VALPARAISO	SEP-21-2020	8	30.91	0	0.00	0	0.00	247.28
LGP1	Laborer Group 1	2016	IN LABOR HH L81-VALPARAISO	SEP-21-2020	0	0.00	1	46.37	0	0.00	46.37
LGP1	Laborer Group 1	2016	IN LABOR HH L81-VALPARAISO	SEP-22-2020	0	0.00	2	46.37	0	0.00	92.73
LGP1	Laborer Group 1	2016	IN LABOR HH L81-VALPARAISO	SEP-22-2020	8	30.91	0	0.00	0	0.00	247.28
LGP1	Laborer Group 1	2016	IN LABOR HH L81-VALPARAISO	SEP-23-2020	0	0.00	1.5	46.37	0	0.00	69.55
LGP1	Laborer Group 1	2016	IN LABOR HH L81-VALPARAISO	SEP-23-2020	8	30.91	0	0.00	0	0.00	247.28
LGP1	Laborer Group 1	2016	IN LABOR HH L81-VALPARAISO	SEP-24-2020	8	30.91	0	0.00	0	0.00	247.28
LGP1	Laborer Group 1	2016	IN LABOR HH L81-VALPARAISO	SEP-24-2020	0	0.00	3	46.37	0	0.00	139.10
LGP1	Laborer Group 1	2016	IN LABOR HH L81-VALPARAISO	SEP-25-2020	0	0.00	3	46.37	0	0.00	139.10
LGP1	Laborer Group 1	2016	IN LABOR HH L81-VALPARAISO	SEP-25-2020	8	30.91	0	0.00	0	0.00	247.28
LGP1	Laborer Group 1	2016	IN LABOR HH L81-VALPARAISO	SEP-26-2020	0	0.00	8.5	46.37	0	0.00	394.10
Employee Totals					40		19		0	59	2,117.35

Grinder, Chad E
221 N Court St
Crown Point, IN 46307

SS NUMBER: XXX-XX-7200
EMPLOYEE NO: 139092
ETHNIC CODE: W
SEX: MALE

MARITAL STATUS: MARRIED
EXEMPTIONS:
HIRE DATE: NOV-05-2014
MILITARY STATUS: NV

CHECK NUMBER: 398807
CHECK DATE: OCT-01-2020

Pay Code WK **Period** 40 **Start Date** SEP-21-2020 **End Date** SEP-27-2020

Gross	Retro	Taxable Gross	F.I.T	FICA(HI)	FICA(OASDI)	S.D.I.	S.U.I.	State Tax	City Tax	Cnty Tax	Leave Tax	Union Ded.	Misc Ded.	Net
3,006.60	0.00	3,006.60	384.99	43.60	186.41	0.00	0.00	96.49	0.00	44.81	0.00	90.20	0.00	2,160.10

Trade		Union		Work Date	Reg Hours	Reg Rate	Ovt Hours	Ovt Rate	Dot Hours	Dot Rate	Pay Amount
OCL1	Oper. Engr. Class I	5008	IN OE HH150 4Cty Jy3-4Aprent	SEP-21-2020	8	42.05	0	0.00	0	0.00	336.40
OCL1	Oper. Engr. Class I	5008	IN OE HH150 4Cty Jy3-4Aprent	SEP-21-2020	0	0.00	.5	63.08	0	0.00	31.54
OCL1	Oper. Engr. Class I	5008	IN OE HH150 4Cty Jy3-4Aprent	SEP-22-2020	0	0.00	3	63.08	0	0.00	189.23
OCL1	Oper. Engr. Class I	5008	IN OE HH150 4Cty Jy3-4Aprent	SEP-22-2020	8	42.05	0	0.00	0	0.00	336.40
OCL1	Oper. Engr. Class I	5008	IN OE HH150 4Cty Jy3-4Aprent	SEP-23-2020	8	42.05	0	0.00	0	0.00	336.40
OCL1	Oper. Engr. Class I	5008	IN OE HH150 4Cty Jy3-4Aprent	SEP-23-2020	0	0.00	3	63.08	0	0.00	189.23
OCL1	Oper. Engr. Class I	5008	IN OE HH150 4Cty Jy3-4Aprent	SEP-24-2020	0	0.00	3	63.08	0	0.00	189.23
OCL1	Oper. Engr. Class I	5008	IN OE HH150 4Cty Jy3-4Aprent	SEP-24-2020	8	42.05	0	0.00	0	0.00	336.40
OCL1	Oper. Engr. Class I	5008	IN OE HH150 4Cty Jy3-4Aprent	SEP-25-2020	8	42.05	0	0.00	0	0.00	336.40
OCL1	Oper. Engr. Class I	5008	IN OE HH150 4Cty Jy3-4Aprent	SEP-25-2020	0	0.00	3	63.08	0	0.00	189.23
OCL1	Oper. Engr. Class I	5008	IN OE HH150 4Cty Jy3-4Aprent	SEP-26-2020	0	0.00	8.5	63.08	0	0.00	536.14
Employee Totals					40		21		0	61	3,006.60

PAYROLL - CERTIFIED PAYROLL
Certified payroll not for FOIA release

Walsh Construction Company II
929 W Adams Street
IL

Company: Walsh Construction Company II **Job Number:** 219042 INDOT B-36229-A 45th Street Railroad Bridge **Owner Contract Number:** B-36229-A

Employee Totals			0	0	0	0	2,031.51	

Mendoza, Ruben A
105 W Howard St
Sims, IN 46986

SS NUMBER: XXX-XX-5978
EMPLOYEE NO: 101085
ETHNIC CODE: H
SEX: MALE

MARITAL STATUS: MARRIED
EXEMPTIONS: 1
HIRE DATE: MAY-18-1999
MILITARY STATUS: NV

CHECK NUMBER: 398585
CHECK DATE: OCT-01-2020

Pay Code WK **Period** 40 **Start Date** SEP-21-2020 **End Date** SEP-27-2020

Gross	Retro	Taxable Gross	F.I.T	FICA(HI)	FICA(OASDI)	S.D.I.	S.U.I.	State Tax	City Tax	Cnty Tax	Leave Tax	Union Ded.	Misc Ded.	Net
1,575.96	0.00	1,575.96	144.13	22.85	97.71	0.00	0.00	70.90	0.00	40.19	0.00	39.40	0.00	1,160.78

Trade		Union		Work Date	Reg Hours	Reg Rate	Ovt Hours	Ovt Rate	Dot Hours	Dot Rate	Pay Amount
OCL1	Oper. Engr. Class I	5017	IN OE HH LOCAL 103 MARION CTY	SEP-23-2020	1	36.65	0	0.00	0	0.00	36.65
OCL1	Oper. Engr. Class I	5017	IN OE HH LOCAL 103 MARION CTY	SEP-23-2020	0	0.00	1	54.98	0	0.00	54.98
Employee Totals					1		1		0	2	91.63

Seegers, Cody J
6619 Blackthorn Drive
De Motte, IN 46310

SS NUMBER: XXX-XX-3706
EMPLOYEE NO: 128549
ETHNIC CODE: W
SEX: MALE

MARITAL STATUS: SINGLE
EXEMPTIONS: 0
HIRE DATE: JUN-12-2012
MILITARY STATUS: NV

CHECK NUMBER: 398822
CHECK DATE: OCT-01-2020

Pay Code WK **Period** 40 **Start Date** SEP-21-2020 **End Date** SEP-27-2020

Gross	Retro	Taxable Gross	F.I.T	FICA(HI)	FICA(OASDI)	S.D.I.	S.U.I.	State Tax	City Tax	Cnty Tax	Leave Tax	Union Ded.	Misc Ded.	Net
1,175.70	0.00	1,175.70	161.62	17.05	72.90	0.00	0.00	37.98	0.00	33.67	0.00	112.55	0.00	739.93

Trade		Union		Work Date	Reg Hours	Reg Rate	Ovt Hours	Ovt Rate	Dot Hours	Dot Rate	Pay Amount
CAJM	Carpenter Journeyman	1014	IN CARP HH Z1 NW-LAKE CTY	SEP-21-2020	1	39.19	0	0.00	0	0.00	39.19
CAJM	Carpenter Journeyman	1014	IN CARP HH Z1 NW-LAKE CTY	SEP-23-2020	7	39.19	0	0.00	0	0.00	274.33
CAJM	Carpenter Journeyman	1014	IN CARP HH Z1 NW-LAKE CTY	SEP-24-2020	8	39.19	0	0.00	0	0.00	313.52
CAJM	Carpenter Journeyman	1014	IN CARP HH Z1 NW-LAKE CTY	SEP-24-2020	0	0.00	2	58.79	0	0.00	117.57
CAJM	Carpenter Journeyman	1014	IN CARP HH Z1 NW-LAKE CTY	SEP-25-2020	8	39.19	0	0.00	0	0.00	313.52
CAJM	Carpenter Journeyman	1014	IN CARP HH Z1 NW-LAKE CTY	SEP-25-2020	0	0.00	2	58.79	0	0.00	117.57
Employee Totals					24		4		0	28	1,175.70

Shrader, Scott A
55471 Snowberry Rd
New Carlisle, IN 46552

SS NUMBER: XXX-XX-7645
EMPLOYEE NO: 161473
ETHNIC CODE: W
SEX: MALE

MARITAL STATUS: MARRIED
EXEMPTIONS: 0
HIRE DATE: OCT-14-2019
MILITARY STATUS: NV

CHECK NUMBER: 398824
CHECK DATE: OCT-01-2020

Pay Code WK **Period** 40 **Start Date** SEP-21-2020 **End Date** SEP-27-2020

Gross	Retro	Taxable Gross	F.I.T	FICA(HI)	FICA(OASDI)	S.D.I.	S.U.I.	State Tax	City Tax	Cnty Tax	Leave Tax	Union Ded.	Misc Ded.	Net
3,220.13	0.00	3,220.13	661.97	46.69	199.65	0.00	0.00	104.01	0.00	30.59	0.00	96.60	0.00	2,080.62

Trade		Union		Work Date	Reg Hours	Reg Rate	Ovt Hours	Ovt Rate	Dot Hours	Dot Rate	Pay Amount
OCL1	Oper. Engr. Class I	5008	IN OE HH150 4Cty Jy3-4Aprent	SEP-21-2020	0	0.00	4.5	62.33	0	0.00	280.46

PAYROLL - CERTIFIED PAYROLL

Certified payroll not for FOIA release

Walsh Construction Company II
929 W Adams Street
IL

Company: Walsh Construction Company II **Job Number:** 219042 INDOT B-36229-A 45th Street Railroad Bridge **Owner Contract Number:** B-36229-A

Pay Code WK **Period** 40 **Start Date** SEP-21-2020 **End Date** SEP-27-2020

Trade		Union		Work Date	Reg Hours	Reg Rate	Ovt Hours	Ovt Rate	Dot Hours	Dot Rate	Pay Amount
OCL1	Oper. Engr. Class I	5008	IN OE HH150 4Cty Jy3-4Aprent	SEP-21-2020	10	41.55	0	0.00	0	0.00	415.50
OCL1	Oper. Engr. Class I	5008	IN OE HH150 4Cty Jy3-4Aprent	SEP-22-2020	0	0.00	3	62.33	0	0.00	186.97
OCL1	Oper. Engr. Class I	5008	IN OE HH150 4Cty Jy3-4Aprent	SEP-22-2020	8	41.55	0	0.00	0	0.00	332.40
OCL1	Oper. Engr. Class I	5008	IN OE HH150 4Cty Jy3-4Aprent	SEP-23-2020	0	0.00	3	62.33	0	0.00	186.98
OCL1	Oper. Engr. Class I	5008	IN OE HH150 4Cty Jy3-4Aprent	SEP-23-2020	6	41.55	0	0.00	0	0.00	249.30
OCL1	Oper. Engr. Class I	5008	IN OE HH150 4Cty Jy3-4Aprent	SEP-24-2020	0	0.00	3	62.33	0	0.00	186.98
OCL1	Oper. Engr. Class I	5008	IN OE HH150 4Cty Jy3-4Aprent	SEP-24-2020	8	41.55	0	0.00	0	0.00	332.40
OCL1	Oper. Engr. Class I	5008	IN OE HH150 4Cty Jy3-4Aprent	SEP-25-2020	0	0.00	3	62.33	0	0.00	186.98
OCL1	Oper. Engr. Class I	5008	IN OE HH150 4Cty Jy3-4Aprent	SEP-25-2020	8	41.55	0	0.00	0	0.00	332.40
OCL1	Oper. Engr. Class I	5008	IN OE HH150 4Cty Jy3-4Aprent	SEP-26-2020	0	0.00	8.5	62.33	0	0.00	529.76
Employee Totals					40		25		0	65	3,220.13

Solis, Joseph
2610 Jewett Ave
Highland, IN 46322

SS NUMBER: XXX-XX-5002
EMPLOYEE NO: 142935
ETHNIC CODE: H
SEX: MALE

MARITAL STATUS: MARRIED
EXEMPTIONS:
HIRE DATE: JUL-07-2015
MILITARY STATUS: NV

CHECK NUMBER: 398825
CHECK DATE: OCT-01-2020

Pay Code WK **Period** 40 **Start Date** SEP-21-2020 **End Date** SEP-27-2020

Gross	Retro	Taxable Gross	F.I.T	FICA(HI)	FICA(OASDI)	S.D.I.	S.U.I.	State Tax	City Tax	Cnty Tax	Leave Tax	Union Ded.	Misc Ded.	Net
1,707.77	0.00	1,707.77	0.00	24.76	105.89	0.00	0.00	55.16	0.00	25.62	0.00	85.39	0.00	1,410.95

Trade		Union		Work Date	Reg Hours	Reg Rate	Ovt Hours	Ovt Rate	Dot Hours	Dot Rate	Pay Amount
LGP1	Laborer Group 1	2016	IN LABOR HH L81-VALPARAISO	SEP-22-2020	8	30.91	0	0.00	0	0.00	247.28
LGP1	Laborer Group 1	2016	IN LABOR HH L81-VALPARAISO	SEP-23-2020	0	0.00	2.5	46.37	0	0.00	115.91
LGP1	Laborer Group 1	2016	IN LABOR HH L81-VALPARAISO	SEP-23-2020	8	30.91	0	0.00	0	0.00	247.28
LGP1	Laborer Group 1	2016	IN LABOR HH L81-VALPARAISO	SEP-24-2020	8	30.91	0	0.00	0	0.00	247.28
LGP1	Laborer Group 1	2016	IN LABOR HH L81-VALPARAISO	SEP-24-2020	0	0.00	2.5	46.37	0	0.00	115.91
LGP1	Laborer Group 1	2016	IN LABOR HH L81-VALPARAISO	SEP-25-2020	8	30.91	0	0.00	0	0.00	247.28
LGP1	Laborer Group 1	2016	IN LABOR HH L81-VALPARAISO	SEP-25-2020	0	0.00	2.5	46.37	0	0.00	115.91
LGP1	Laborer Group 1	2016	IN LABOR HH L81-VALPARAISO	SEP-26-2020	0	0.00	8	46.37	0	0.00	370.92
Employee Totals					32		15.5		0	47.5	1,707.77

Wantola, Michael A
4315W 850 N
Wheatfield, IN 46392
219-843-8711

SS NUMBER: XXX-XX-8552
EMPLOYEE NO: 165015
ETHNIC CODE: W
SEX: MALE

MARITAL STATUS: SINGLE
EXEMPTIONS:
HIRE DATE: SEP-23-2020
MILITARY STATUS: NV

CHECK NUMBER: 398827
CHECK DATE: OCT-01-2020

Pay Code WK **Period** 40 **Start Date** SEP-21-2020 **End Date** SEP-27-2020

Gross	Retro	Taxable Gross	F.I.T	FICA(HI)	FICA(OASDI)	S.D.I.	S.U.I.	State Tax	City Tax	Cnty Tax	Leave Tax	Union Ded.	Misc Ded.	Net
1,921.70	0.00	1,921.70	213.20	27.86	119.15	0.00	0.00	60.83	0.00	53.94	0.00	57.65	0.00	1,389.07

Walsh Construction

FOREMAN'S DAILY REPORT

DATE: 9/25/2020
DAY: Friday

2 of 2

DESCRIPTION	Install Geofabric	Install Wall Drain	Install Deck Drains	Backfill T-Wall Select Fill		
PHASE - COST CODE	31.3523.00.00	34.7005.69.00	33.4403.09.00	34.7040.49.00		
JOB NUMBER	219042	219042	219042	219042	219042	219042

ACTIVITIES / HOURS

EMPLOYEE			HRS			HRS			HRS			HRS			HRS			HRS			TOTAL			START TIME	STOP TIME	LUNCH
EMP #	NAME	TRADE	RT	OT	DT	RT	OT	DT	RT	OT	DT	RT	OT	DT	RT	OT	DT	RT	OT	DT	RT	OT	DT			
161473	Shrader, Scott	OCL1																			0.0	0.0	0.0			
139092	Grinder, Chad	OCL1																			0.0	0.0	0.0			
163843	Dubord, Kenneth	OCL1																			0.0	0.0	0.0			
154122	Burns, Craig	OCL1																			0.0	0.0	0.0			
142935	Solis, Joseph	LGP1	2	2.5		2			2			2									8.0	2.5	0.0			
143840	Franks, Tommie	LGP1	2			2			2			2	3								8.0	3.0	0.0			
163140	Cordero, Saul	LGP1	2			2	2.5		2			2									8.0	2.5	0.0			
164806	Jensen, Mike	CMP4																			0.0	0.0	0.0			
161271	Odom, Rich	OCL1																			0.0	0.0	0.0			
156760	White, Kenneth	OCL1																			0.0	0.0	0.0			
	Wantola, Mike	OCL1																			0.0	0.0	0.0			
128549	Seegers, Cody	CAJM																			0.0	0.0	0			
151312	Whisker, Kyle	CAJM																			0.0	0.0	0			
164991	Allen, David	OCL1																			0.0	0.0	0			
TOTAL HOURS			6	2.5	0	6	2.5	0	6	0	0	6	3	0	0	0	0	0	0	0						

QUANTITY PERFORMED

QTY W/ UNITS						

COMMENTS: Backfill Wall 1&2 with stone and clay

*** MUST REPORT QUANTITIES WITH HOURS. PLEASE EXPLAIN IF THERE ARE NO QUANTITIES PERFORMED.

PAYROLL - CERTIFIED PAYROLL

Certified payroll not for FOIA release

Walsh Construction Company II
929 W Adams Street
IL

Company: Walsh Construction Company II **Job Number:** 219042 INDOT B-36229-A 45th Street Railroad Bridge **Owner Contract Number:** B-36229-A

Franks, Tommie D
9601 Walnut Dr
Munster, IN 46321
219-513-6241

SS NUMBER: XXX-XX-6448
EMPLOYEE NO: 143840
ETHNIC CODE: B
SEX: MALE

MARITAL STATUS: MARRIED
EXEMPTIONS: 3
HIRE DATE: AUG-20-2015
MILITARY STATUS: NV

CHECK NUMBER: 398806
CHECK DATE: OCT-01-2020

Pay Code WK **Period** 40 **Start Date** SEP-21-2020 **End Date** SEP-27-2020

Gross	Retro	Taxable Gross	F.I.T	FICA(HI)	FICA(OASDI)	S.D.I.	S.U.I.	State Tax	City Tax	Cnty Tax	Leave Tax	Union Ded.	Misc Ded.	Net
2,117.35	0.00	2,117.35	198.97	30.70	131.28	0.00	0.00	66.53	0.00	30.89	0.00	105.87	0.00	1,553.11

Trade		Union		Work Date	Reg Hours	Reg Rate	Ovt Hours	Ovt Rate	Dot Hours	Dot Rate	Pay Amount
LGP1	Laborer Group 1	2016	IN LABOR HH L81-VALPARAISO	SEP-21-2020	8	30.91	0	0.00	0	0.00	247.28
LGP1	Laborer Group 1	2016	IN LABOR HH L81-VALPARAISO	SEP-21-2020	0	0.00	1	46.37	0	0.00	46.37
LGP1	Laborer Group 1	2016	IN LABOR HH L81-VALPARAISO	SEP-22-2020	0	0.00	2	46.37	0	0.00	92.73
LGP1	Laborer Group 1	2016	IN LABOR HH L81-VALPARAISO	SEP-22-2020	8	30.91	0	0.00	0	0.00	247.28
LGP1	Laborer Group 1	2016	IN LABOR HH L81-VALPARAISO	SEP-23-2020	0	0.00	1.5	46.37	0	0.00	69.55
LGP1	Laborer Group 1	2016	IN LABOR HH L81-VALPARAISO	SEP-23-2020	8	30.91	0	0.00	0	0.00	247.28
LGP1	Laborer Group 1	2016	IN LABOR HH L81-VALPARAISO	SEP-24-2020	8	30.91	0	0.00	0	0.00	247.28
LGP1	Laborer Group 1	2016	IN LABOR HH L81-VALPARAISO	SEP-24-2020	0	0.00	3	46.37	0	0.00	139.10
LGP1	Laborer Group 1	2016	IN LABOR HH L81-VALPARAISO	SEP-25-2020	0	0.00	3	46.37	0	0.00	139.10
LGP1	Laborer Group 1	2016	IN LABOR HH L81-VALPARAISO	SEP-25-2020	8	30.91	0	0.00	0	0.00	247.28
LGP1	Laborer Group 1	2016	IN LABOR HH L81-VALPARAISO	SEP-26-2020	0	0.00	8.5	46.37	0	0.00	394.10
Employee Totals					40		19		0	59	2,117.35

Grinder, Chad E
221 N Court St
Crown Point, IN 46307

SS NUMBER: XXX-XX-7200
EMPLOYEE NO: 139092
ETHNIC CODE: W
SEX: MALE

MARITAL STATUS: MARRIED
EXEMPTIONS:
HIRE DATE: NOV-05-2014
MILITARY STATUS: NV

CHECK NUMBER: 398807
CHECK DATE: OCT-01-2020

Pay Code WK **Period** 40 **Start Date** SEP-21-2020 **End Date** SEP-27-2020

Gross	Retro	Taxable Gross	F.I.T	FICA(HI)	FICA(OASDI)	S.D.I.	S.U.I.	State Tax	City Tax	Cnty Tax	Leave Tax	Union Ded.	Misc Ded.	Net
3,006.60	0.00	3,006.60	384.99	43.60	186.41	0.00	0.00	96.49	0.00	44.81	0.00	90.20	0.00	2,160.10

Trade		Union		Work Date	Reg Hours	Reg Rate	Ovt Hours	Ovt Rate	Dot Hours	Dot Rate	Pay Amount
OCL1	Oper. Engr. Class I	5008	IN OE HH150 4Cty Jy3-4Aprent	SEP-21-2020	8	42.05	0	0.00	0	0.00	336.40
OCL1	Oper. Engr. Class I	5008	IN OE HH150 4Cty Jy3-4Aprent	SEP-21-2020	0	0.00	.5	63.08	0	0.00	31.54
OCL1	Oper. Engr. Class I	5008	IN OE HH150 4Cty Jy3-4Aprent	SEP-22-2020	0	0.00	3	63.08	0	0.00	189.23
OCL1	Oper. Engr. Class I	5008	IN OE HH150 4Cty Jy3-4Aprent	SEP-22-2020	8	42.05	0	0.00	0	0.00	336.40
OCL1	Oper. Engr. Class I	5008	IN OE HH150 4Cty Jy3-4Aprent	SEP-23-2020	8	42.05	0	0.00	0	0.00	336.40
OCL1	Oper. Engr. Class I	5008	IN OE HH150 4Cty Jy3-4Aprent	SEP-23-2020	0	0.00	3	63.08	0	0.00	189.23
OCL1	Oper. Engr. Class I	5008	IN OE HH150 4Cty Jy3-4Aprent	SEP-24-2020	0	0.00	3	63.08	0	0.00	189.23
OCL1	Oper. Engr. Class I	5008	IN OE HH150 4Cty Jy3-4Aprent	SEP-24-2020	8	42.05	0	0.00	0	0.00	336.40
OCL1	Oper. Engr. Class I	5008	IN OE HH150 4Cty Jy3-4Aprent	SEP-25-2020	8	42.05	0	0.00	0	0.00	336.40
OCL1	Oper. Engr. Class I	5008	IN OE HH150 4Cty Jy3-4Aprent	SEP-25-2020	0	0.00	3	63.08	0	0.00	189.23
OCL1	Oper. Engr. Class I	5008	IN OE HH150 4Cty Jy3-4Aprent	SEP-26-2020	0	0.00	8.5	63.08	0	0.00	536.14
Employee Totals					40		21		0	61	3,006.60

PAYROLL - CERTIFIED PAYROLL

Certified payroll not for FOIA release

Walsh Construction Company II
929 W Adams Street
IL

Company: Walsh Construction Company II **Job Number:** 219042 INDOT B-36229-A 45th Street Railroad Bridge **Owner Contract Number:** B-36229-A

Pay Code WK **Period** 40 **Start Date** SEP-21-2020 **End Date** SEP-27-2020

Trade		Union		Work Date	Reg Hours	Reg Rate	Ovt Hours	Ovt Rate	Dot Hours	Dot Rate	Pay Amount
OCL1	Oper. Engr. Class I	5008	IN OE HH150 4Cty Jy3-4Aprent	SEP-21-2020	10	41.55	0	0.00	0	0.00	415.50
OCL1	Oper. Engr. Class I	5008	IN OE HH150 4Cty Jy3-4Aprent	SEP-22-2020	0	0.00	3	62.33	0	0.00	186.97
OCL1	Oper. Engr. Class I	5008	IN OE HH150 4Cty Jy3-4Aprent	SEP-22-2020	8	41.55	0	0.00	0	0.00	332.40
OCL1	Oper. Engr. Class I	5008	IN OE HH150 4Cty Jy3-4Aprent	SEP-23-2020	0	0.00	3	62.33	0	0.00	186.98
OCL1	Oper. Engr. Class I	5008	IN OE HH150 4Cty Jy3-4Aprent	SEP-23-2020	6	41.55	0	0.00	0	0.00	249.30
OCL1	Oper. Engr. Class I	5008	IN OE HH150 4Cty Jy3-4Aprent	SEP-24-2020	0	0.00	3	62.33	0	0.00	186.98
OCL1	Oper. Engr. Class I	5008	IN OE HH150 4Cty Jy3-4Aprent	SEP-24-2020	8	41.55	0	0.00	0	0.00	332.40
OCL1	Oper. Engr. Class I	5008	IN OE HH150 4Cty Jy3-4Aprent	SEP-25-2020	0	0.00	3	62.33	0	0.00	186.98
OCL1	Oper. Engr. Class I	5008	IN OE HH150 4Cty Jy3-4Aprent	SEP-25-2020	8	41.55	0	0.00	0	0.00	332.40
OCL1	Oper. Engr. Class I	5008	IN OE HH150 4Cty Jy3-4Aprent	SEP-26-2020	0	0.00	8.5	62.33	0	0.00	529.76
Employee Totals					40		25		0	65	3,220.13

Solis, Joseph
2610 Jewett Ave
Highland, IN 46322

SS NUMBER: XXX-XX-5002
EMPLOYEE NO: 142935
ETHNIC CODE: H
SEX: MALE

MARITAL STATUS: MARRIED
EXEMPTIONS:
HIRE DATE: JUL-07-2015
MILITARY STATUS: NV

CHECK NUMBER: 398825
CHECK DATE: OCT-01-2020

Pay Code WK **Period** 40 **Start Date** SEP-21-2020 **End Date** SEP-27-2020

Gross	Retro	Taxable Gross	F.I.T	FICA(HI)	FICA(OASDI)	S.D.I.	S.U.I.	State Tax	City Tax	Cnty Tax	Leave Tax	Union Ded.	Misc Ded.	Net
1,707.77	0.00	1,707.77	0.00	24.76	105.89	0.00	0.00	55.16	0.00	25.62	0.00	85.39	0.00	1,410.95

Trade		Union		Work Date	Reg Hours	Reg Rate	Ovt Hours	Ovt Rate	Dot Hours	Dot Rate	Pay Amount
LGP1	Laborer Group 1	2016	IN LABOR HH L81-VALPARAISO	SEP-22-2020	8	30.91	0	0.00	0	0.00	247.28
LGP1	Laborer Group 1	2016	IN LABOR HH L81-VALPARAISO	SEP-23-2020	0	0.00	2.5	46.37	0	0.00	115.91
LGP1	Laborer Group 1	2016	IN LABOR HH L81-VALPARAISO	SEP-23-2020	8	30.91	0	0.00	0	0.00	247.28
LGP1	Laborer Group 1	2016	IN LABOR HH L81-VALPARAISO	SEP-24-2020	8	30.91	0	0.00	0	0.00	247.28
LGP1	Laborer Group 1	2016	IN LABOR HH L81-VALPARAISO	SEP-24-2020	0	0.00	2.5	46.37	0	0.00	115.91
LGP1	Laborer Group 1	2016	IN LABOR HH L81-VALPARAISO	SEP-25-2020	8	30.91	0	0.00	0	0.00	247.28
LGP1	Laborer Group 1	2016	IN LABOR HH L81-VALPARAISO	SEP-25-2020	0	0.00	2.5	46.37	0	0.00	115.91
LGP1	Laborer Group 1	2016	IN LABOR HH L81-VALPARAISO	SEP-26-2020	0	0.00	8	46.37	0	0.00	370.92
Employee Totals					32		15.5		0	47.5	1,707.77

Wantola, Michael A
4315W 850 N
Wheatfield, IN 46392
219-843-8711

SS NUMBER: XXX-XX-8552
EMPLOYEE NO: 165015
ETHNIC CODE: W
SEX: MALE

MARITAL STATUS: SINGLE
EXEMPTIONS:
HIRE DATE: SEP-23-2020
MILITARY STATUS: NV

CHECK NUMBER: 398827
CHECK DATE: OCT-01-2020

Pay Code WK **Period** 40 **Start Date** SEP-21-2020 **End Date** SEP-27-2020

Gross	Retro	Taxable Gross	F.I.T	FICA(HI)	FICA(OASDI)	S.D.I.	S.U.I.	State Tax	City Tax	Cnty Tax	Leave Tax	Union Ded.	Misc Ded.	Net
1,921.70	0.00	1,921.70	213.20	27.86	119.15	0.00	0.00	60.83	0.00	53.94	0.00	57.65	0.00	1,389.07

PAYROLL - CERTIFIED PAYROLL
Certified payroll not for FOIA release

Walsh Construction Company II
929 W Adams Street
IL

Company: Walsh Construction Company II **Job Number:** 219042 INDOT B-36229-A 45th Street Railroad Bridge **Owner Contract Number:** B-36229-A

Allen, David M
6952 Nancy Ave
Portage, IN 46368
219-777-0107

SS NUMBER: XXX-XX-8128
EMPLOYEE NO: 164991
ETHNIC CODE: W
SEX: MALE

MARITAL STATUS: SINGLE
EXEMPTIONS:
HIRE DATE: SEP-24-2020
MILITARY STATUS: NV

CHECK NUMBER: 397983
CHECK DATE: SEP-28-2020

Pay Code WK **Period** 40 **Start Date** SEP-21-2020 **End Date** SEP-27-2020

Gross	Retro	Taxable Gross	F.I.T	FICA(HI)	FICA(OASDI)	S.D.I.	S.U.I.	State Tax	City Tax	Cnty Tax	Leave Tax	Union Ded.	Misc Ded.	Net
1,402.32	0.00	1,402.32	175.09	20.33	86.94	0.00	0.00	44.67	0.00	6.92	0.00	42.07	0.00	1,026.30

Trade		Union		Work Date	Reg Hours	Reg Rate	Ovt Hours	Ovt Rate	Dot Hours	Dot Rate	Pay Amount
OCL1	Oper. Engr. Class I	5008	IN OE HH150 4Cty Jy3-4Aprent	SEP-24-2020	0	0.00	3	62.33	0	0.00	186.98
OCL1	Oper. Engr. Class I	5008	IN OE HH150 4Cty Jy3-4Aprent	SEP-24-2020	8	41.55	0	0.00	0	0.00	332.40
OCL1	Oper. Engr. Class I	5008	IN OE HH150 4Cty Jy3-4Aprent	SEP-25-2020	0	0.00	3	62.33	0	0.00	186.98
OCL1	Oper. Engr. Class I	5008	IN OE HH150 4Cty Jy3-4Aprent	SEP-25-2020	8	41.55	0	0.00	0	0.00	332.40
OCL1	Oper. Engr. Class I	5008	IN OE HH150 4Cty Jy3-4Aprent	SEP-26-2020	0	0.00	.5	62.33	0	0.00	31.16
OCL1	Oper. Engr. Class I	5008	IN OE HH150 4Cty Jy3-4Aprent	SEP-26-2020	8	41.55	0	0.00	0	0.00	332.40
Employee Totals					24		6.5		0	30.5	1,402.32

Burns, Craig S
6859 Whitcomb St
Merrillville, IN 46410

SS NUMBER: XXX-XX-8052
EMPLOYEE NO: 154122
ETHNIC CODE: B
SEX: MALE

MARITAL STATUS: MARRIED
EXEMPTIONS: 9
HIRE DATE: NOV-13-2017
MILITARY STATUS: NV

CHECK NUMBER: 398797
CHECK DATE: OCT-01-2020

Pay Code WK **Period** 40 **Start Date** SEP-21-2020 **End Date** SEP-27-2020

Gross	Retro	Taxable Gross	F.I.T	FICA(HI)	FICA(OASDI)	S.D.I.	S.U.I.	State Tax	City Tax	Cnty Tax	Leave Tax	Union Ded.	Misc Ded.	Net
2,607.28	0.00	2,607.28	197.60	37.81	161.66	0.00	0.00	83.59	0.00	0.00	0.00	78.22	0.00	2,048.40

Trade		Union		Work Date	Reg Hours	Reg Rate	Ovt Hours	Ovt Rate	Dot Hours	Dot Rate	Pay Amount
OCL1	Oper. Engr. Class I	5008	IN OE HH150 4Cty Jy3-4Aprent	SEP-22-2020	8	41.55	0	0.00	0	0.00	332.40
OCL1	Oper. Engr. Class I	5008	IN OE HH150 4Cty Jy3-4Aprent	SEP-22-2020	0	0.00	3	62.33	0	0.00	186.98
OCL1	Oper. Engr. Class I	5008	IN OE HH150 4Cty Jy3-4Aprent	SEP-23-2020	0	0.00	3	62.33	0	0.00	186.98
OCL1	Oper. Engr. Class I	5008	IN OE HH150 4Cty Jy3-4Aprent	SEP-23-2020	8	41.55	0	0.00	0	0.00	332.40
OCL1	Oper. Engr. Class I	5008	IN OE HH150 4Cty Jy3-4Aprent	SEP-24-2020	8	41.55	0	0.00	0	0.00	332.40
OCL1	Oper. Engr. Class I	5008	IN OE HH150 4Cty Jy3-4Aprent	SEP-24-2020	0	0.00	3	62.33	0	0.00	186.98
OCL1	Oper. Engr. Class I	5008	IN OE HH150 4Cty Jy3-4Aprent	SEP-25-2020	0	0.00	3	62.33	0	0.00	186.98
OCL1	Oper. Engr. Class I	5008	IN OE HH150 4Cty Jy3-4Aprent	SEP-25-2020	8	41.55	0	0.00	0	0.00	332.40
OCL1	Oper. Engr. Class I	5008	IN OE HH150 4Cty Jy3-4Aprent	SEP-26-2020	0	0.00	8.5	62.33	0	0.00	529.76
Employee Totals					32		20.5		0	52.5	2,607.28

Cordero, Saul
2103 Franklin St.
East Chicago, IN 46312
219.713.3516

SS NUMBER: XXX-XX-0267
EMPLOYEE NO: 163140
ETHNIC CODE: H
SEX: MALE

MARITAL STATUS: D
EXEMPTIONS:
HIRE DATE: APR-13-2020
MILITARY STATUS: NV

CHECK NUMBER: 398799
CHECK DATE: OCT-01-2020

Pay Code WK **Period** 40 **Start Date** SEP-21-2020 **End Date** SEP-27-2020

PAYROLL - CERTIFIED PAYROLL

Certified payroll not for FOIA release

Walsh Construction Company II
929 W Adams Street
IL

Company: Walsh Construction Company II **Job Number:** 219042 INDOT B-36229-A 45th Street Railroad Bridge **Owner Contract Number:** B-36229-A

Pay Code WK **Period** 40 **Start Date** SEP-21-2020 **End Date** SEP-27-2020

Gross	Retro	Taxable Gross	F.I.T	FICA(HI)	FICA(OASDI)	S.D.I.	S.U.I.	State Tax	City Tax	Cnty Tax	Leave Tax	Union Ded.	Misc Ded.	Net
2,302.79	0.00	2,302.79	266.20	33.39	142.77	0.00	0.00	74.38	0.00	34.54	0.00	115.14	93.00	1,543.37

Trade		Union		Work Date	Reg Hours	Reg Rate	Ovt Hours	Ovt Rate	Dot Hours	Dot Rate	Pay Amount
LGP1	Laborer Group 1	2016	IN LABOR HH L81-VALPARAISO	SEP-21-2020	0	0.00	4.5	46.37	0	0.00	208.64
LGP1	Laborer Group 1	2016	IN LABOR HH L81-VALPARAISO	SEP-21-2020	8	30.91	0	0.00	0	0.00	247.28
LGP1	Laborer Group 1	2016	IN LABOR HH L81-VALPARAISO	SEP-22-2020	8	30.91	0	0.00	0	0.00	247.28
LGP1	Laborer Group 1	2016	IN LABOR HH L81 VALPARAISO	SEP 22 2020	0	0.00	3	46.37	0	0.00	139.10
LGP1	Laborer Group 1	2016	IN LABOR HH L81-VALPARAISO	SEP-23-2020	8	30.91	0	0.00	0	0.00	247.28
LGP1	Laborer Group 1	2016	IN LABOR HH L81-VALPARAISO	SEP-23-2020	0	0.00	2.5	46.37	0	0.00	115.91
LGP1	Laborer Group 1	2016	IN LABOR HH L81-VALPARAISO	SEP-24-2020	8	30.91	0	0.00	0	0.00	247.28
LGP1	Laborer Group 1	2016	IN LABOR HH L81-VALPARAISO	SEP-24-2020	0	0.00	2.5	46.37	0	0.00	115.91
LGP1	Laborer Group 1	2016	IN LABOR HH L81-VALPARAISO	SEP-25-2020	0	0.00	2.5	46.37	0	0.00	115.91
LGP1	Laborer Group 1	2016	IN LABOR HH L81-VALPARAISO	SEP-25-2020	8	30.91	0	0.00	0	0.00	247.28
LGP1	Laborer Group 1	2016	IN LABOR HH L81-VALPARAISO	SEP-26-2020	0	0.00	8	46.37	0	0.00	370.92
Employee Totals					40		23		0	63	2,302.79

Ded Amnt	Deduction Description	Ded Amnt	Deduction Description
20.00	Child Support #5 Disp Income	73.00	Child Support #6 Disp Income

Dubord, Kenneth L
15360 W197th Ave
Lowell, IN 46356
219-808-6403

SS NUMBER: XXX-XX-3416
EMPLOYEE NO: 163843
ETHNIC CODE: W
SEX: MALE

MARITAL STATUS: MARRIED
EXEMPTIONS:
HIRE DATE: MAY-28-2020
MILITARY STATUS: NV

CHECK NUMBER: 398802
CHECK DATE: OCT-01-2020

Pay Code WK **Period** 40 **Start Date** SEP-21-2020 **End Date** SEP-27-2020

Gross	Retro	Taxable Gross	F.I.T	FICA(HI)	FICA(OASDI)	S.D.I.	S.U.I.	State Tax	City Tax	Cnty Tax	Leave Tax	Union Ded.	Misc Ded.	Net
3,220.14	0.00	3,220.14	431.97	46.69	199.65	0.00	0.00	102.77	0.00	47.73	0.00	96.60	0.00	2,294.73

Trade		Union		Work Date	Reg Hours	Reg Rate	Ovt Hours	Ovt Rate	Dot Hours	Dot Rate	Pay Amount
OCL1	Oper. Engr. Class I	5008	IN OE HH150 4Cty Jy3-4Aprent	SEP-21-2020	0	0.00	4.5	62.33	0	0.00	280.46
OCL1	Oper. Engr. Class I	5008	IN OE HH150 4Cty Jy3-4Aprent	SEP-21-2020	8	41.55	0	0.00	0	0.00	332.40
OCL1	Oper. Engr. Class I	5008	IN OE HH150 4Cty Jy3-4Aprent	SEP-22-2020	8	41.55	0	0.00	0	0.00	332.40
OCL1	Oper. Engr. Class I	5008	IN OE HH150 4Cty Jy3-4Aprent	SEP-22-2020	0	0.00	3	62.33	0	0.00	186.98
OCL1	Oper. Engr. Class I	5008	IN OE HH150 4Cty Jy3-4Aprent	SEP-23-2020	0	0.00	3	62.33	0	0.00	186.98
OCL1	Oper. Engr. Class I	5008	IN OE HH150 4Cty Jy3-4Aprent	SEP-23-2020	8	41.55	0	0.00	0	0.00	332.40
OCL1	Oper. Engr. Class I	5008	IN OE HH150 4Cty Jy3-4Aprent	SEP-24-2020	8	41.55	0	0.00	0	0.00	332.40
OCL1	Oper. Engr. Class I	5008	IN OE HH150 4Cty Jy3-4Aprent	SEP-24-2020	0	0.00	3	62.33	0	0.00	186.98
OCL1	Oper. Engr. Class I	5008	IN OE HH150 4Cty Jy3-4Aprent	SEP-25-2020	0	0.00	3	62.33	0	0.00	186.98
OCL1	Oper. Engr. Class I	5008	IN OE HH150 4Cty Jy3-4Aprent	SEP-25-2020	8	41.55	0	0.00	0	0.00	332.40
OCL1	Oper. Engr. Class I	5008	IN OE HH150 4Cty Jy3-4Aprent	SEP-26-2020	0	0.00	8.5	62.33	0	0.00	529.76
Employee Totals					40		25		0	65	3,220.14

Walsh Construction

FOREMAN'S DAILY REPORT

DATE: 9/26/2020
DAY: Saturday

1 of 2

DESCRIPTION	Common Ex Hoe Fills	Wall 3 Excavation (Backfill)	Place & Compact Fills	Place Structure Backfill	Buy & Place #8 Stone for B Borrow	Backfill T-Wall Select Fill
PHASE - COST CODE	31.2309.12.02	98.0008.00.00	31.2400.09.00	31.2323.09.00	97.0003.00.00	34.7040.49.00
JOB NUMBER	219042	219042	219042	219042	219042	219042

ACTIVITIES / HOURS

EMPLOYEE			HRS			HRS			HRS			HRS			HRS			HRS			TOTAL			START TIME	STOP TIME	LUNCH
EMP #	NAME	TRADE	RT	OT	DT	RT	OT	DT	RT	OT	DT	RT	OT	DT	RT	OT	DT	RT	OT	DT	RT	OT	DT			
161473	Shrader, Scott	OCL1																	8.5		0	8.5	0			
139092	Grinder, Chad	OCL1								8.5											0	8.5	0			
163843	Dubord, Kenneth	OCL1					8.5														0	8.5	0			
154122	Burns, Craig	OCL1					8.5														0	8.5	0			
142935	Solis, Joseph	LGP1																			0	0.0	0			
143840	Franks, Tommie	LGP1																			0	0.0	0			
163140	Cordero, Saul	LGP1																			0	0.0	0			
164806	Jensen, Mike	CMP4																			0	0.0	0			
161271	Odom, Rich	OCL1																			0	0.0	0			
156760	White, Kenneth	OCL1														8.5					0	8.5	0			
	Wantola, Mike	OCL1		8.5																	0	8.5	0			
128549	Seegers, Cody	CAJM																			0	0.0	0			
151312	Whisker, Kyle	CAJM																			0	0.0	0			
164991	Allen, David	OCL1														8.5					0	8.5	0			
TOTAL HOURS			0	8.5	0	0	17	0	0	8.5	0	0	0	0	0	17	0	0	8.5	0						

QUANTITY PERFORMED

QTY W/ UNITS					166.5 SF		

COMMENTS:

NO WORK

PAYROLL - CERTIFIED PAYROLL

Certified payroll not for FOIA release

Walsh Construction Company II
929 W Adams Street
IL

Company: Walsh Construction Company II **Job Number:** 219042 INDOT B-36229-A 45th Street Railroad Bridge **Owner Contract Number:** B-36229-A

Pay Code WK **Period** 40 **Start Date** SEP-21-2020 **End Date** SEP-27-2020

Gross	Retro	Taxable Gross	F.I.T	FICA(HI)	FICA(OASDI)	S.D.I.	S.U.I.	State Tax	City Tax	Cnty Tax	Leave Tax	Union Ded.	Misc Ded.	Net
2,302.79	0.00	2,302.79	266.20	33.39	142.77	0.00	0.00	74.38	0.00	34.54	0.00	115.14	93.00	1,543.37

Trade		Union		Work Date	Reg Hours	Reg Rate	Ovt Hours	Ovt Rate	Dot Hours	Dot Rate	Pay Amount
LGP1	Laborer Group 1	2016	IN LABOR HH L81-VALPARAISO	SEP-21-2020	0	0.00	4.5	46.37	0	0.00	208.64
LGP1	Laborer Group 1	2016	IN LABOR HH L81-VALPARAISO	SEP-21-2020	8	30.91	0	0.00	0	0.00	247.28
LGP1	Laborer Group 1	2016	IN LABOR HH L81-VALPARAISO	SEP-22-2020	8	30.91	0	0.00	0	0.00	247.28
LGP1	Laborer Group 1	2016	IN LABOR HH L81 VALPARAISO	SEP 22 2020	0	0.00	3	46.37	0	0.00	139.10
LGP1	Laborer Group 1	2016	IN LABOR HH L81-VALPARAISO	SEP-23-2020	8	30.91	0	0.00	0	0.00	247.28
LGP1	Laborer Group 1	2016	IN LABOR HH L81-VALPARAISO	SEP-23-2020	0	0.00	2.5	46.37	0	0.00	115.91
LGP1	Laborer Group 1	2016	IN LABOR HH L81-VALPARAISO	SEP-24-2020	8	30.91	0	0.00	0	0.00	247.28
LGP1	Laborer Group 1	2016	IN LABOR HH L81-VALPARAISO	SEP-24-2020	0	0.00	2.5	46.37	0	0.00	115.91
LGP1	Laborer Group 1	2016	IN LABOR HH L81-VALPARAISO	SEP-25-2020	0	0.00	2.5	46.37	0	0.00	115.91
LGP1	Laborer Group 1	2016	IN LABOR HH L81-VALPARAISO	SEP-25-2020	8	30.91	0	0.00	0	0.00	247.28
LGP1	Laborer Group 1	2016	IN LABOR HH L81-VALPARAISO	SEP-26-2020	0	0.00	8	46.37	0	0.00	370.92
Employee Totals					40		23		0	63	2,302.79

Ded Amnt	Deduction Description	Ded Amnt	Deduction Description
20.00	Child Support #5 Disp Income	73.00	Child Support #6 Disp Income

Dubord, Kenneth L
15360 W197th Ave
Lowell, IN 46356
219-808-6403

SS NUMBER: XXX-XX-3416
EMPLOYEE NO: 163843
ETHNIC CODE: W
SEX: MALE

MARITAL STATUS: MARRIED
EXEMPTIONS:
HIRE DATE: MAY-28-2020
MILITARY STATUS: NV

CHECK NUMBER: 398802
CHECK DATE: OCT-01-2020

Pay Code WK **Period** 40 **Start Date** SEP-21-2020 **End Date** SEP-27-2020

Gross	Retro	Taxable Gross	F.I.T	FICA(HI)	FICA(OASDI)	S.D.I.	S.U.I.	State Tax	City Tax	Cnty Tax	Leave Tax	Union Ded.	Misc Ded.	Net
3,220.14	0.00	3,220.14	431.97	46.69	199.65	0.00	0.00	102.77	0.00	47.73	0.00	96.60	0.00	2,294.73

Trade		Union		Work Date	Reg Hours	Reg Rate	Ovt Hours	Ovt Rate	Dot Hours	Dot Rate	Pay Amount
OCL1	Oper. Engr. Class I	5008	IN OE HH150 4Cty Jy3-4Aprent	SEP-21-2020	0	0.00	4.5	62.33	0	0.00	280.46
OCL1	Oper. Engr. Class I	5008	IN OE HH150 4Cty Jy3-4Aprent	SEP-21-2020	8	41.55	0	0.00	0	0.00	332.40
OCL1	Oper. Engr. Class I	5008	IN OE HH150 4Cty Jy3-4Aprent	SEP-22-2020	8	41.55	0	0.00	0	0.00	332.40
OCL1	Oper. Engr. Class I	5008	IN OE HH150 4Cty Jy3-4Aprent	SEP-22-2020	0	0.00	3	62.33	0	0.00	186.98
OCL1	Oper. Engr. Class I	5008	IN OE HH150 4Cty Jy3-4Aprent	SEP-23-2020	0	0.00	3	62.33	0	0.00	186.98
OCL1	Oper. Engr. Class I	5008	IN OE HH150 4Cty Jy3-4Aprent	SEP-23-2020	8	41.55	0	0.00	0	0.00	332.40
OCL1	Oper. Engr. Class I	5008	IN OE HH150 4Cty Jy3-4Aprent	SEP-24-2020	8	41.55	0	0.00	0	0.00	332.40
OCL1	Oper. Engr. Class I	5008	IN OE HH150 4Cty Jy3-4Aprent	SEP-24-2020	0	0.00	3	62.33	0	0.00	186.98
OCL1	Oper. Engr. Class I	5008	IN OE HH150 4Cty Jy3-4Aprent	SEP-25-2020	0	0.00	3	62.33	0	0.00	186.98
OCL1	Oper. Engr. Class I	5008	IN OE HH150 4Cty Jy3-4Aprent	SEP-25-2020	8	41.55	0	0.00	0	0.00	332.40
OCL1	Oper. Engr. Class I	5008	IN OE HH150 4Cty Jy3-4Aprent	SEP-26-2020	0	0.00	8.5	62.33	0	0.00	529.76
Employee Totals					40		25		0	65	3,220.14

PAYROLL - CERTIFIED PAYROLL
Certified payroll not for FOIA release

Walsh Construction Company II
929 W Adams Street
IL

Company: Walsh Construction Company II **Job Number:** 219042 INDOT B-36229-A 45th Street Railroad Bridge **Owner Contract Number:** B-36229-A

Allen, David M
6952 Nancy Ave
Portage, IN 46368
219-777-0107

SS NUMBER: XXX-XX-8128
EMPLOYEE NO: 164991
ETHNIC CODE: W
SEX: MALE

MARITAL STATUS: SINGLE
EXEMPTIONS:
HIRE DATE: SEP-24-2020
MILITARY STATUS: NV

CHECK NUMBER: 397983
CHECK DATE: SEP-28-2020

Pay Code WK **Period** 40 **Start Date** SEP-21-2020 **End Date** SEP-27-2020

Gross	Retro	Taxable Gross	F.I.T	FICA(HI)	FICA(OASDI)	S.D.I.	S.U.I.	State Tax	City Tax	Cnty Tax	Leave Tax	Union Ded.	Misc Ded.	Net
1,402.32	0.00	1,402.32	175.09	20.33	86.94	0.00	0.00	44.67	0.00	6.92	0.00	42.07	0.00	1,026.30

Trade		Union		Work Date	Reg Hours	Reg Rate	Ovt Hours	Ovt Rate	Dot Hours	Dot Rate	Pay Amount
OCL1	Oper. Engr. Class I	5008	IN OE HH150 4Cty Jy3-4Aprent	SEP-24-2020	0	0.00	3	62.33	0	0.00	186.98
OCL1	Oper. Engr. Class I	5008	IN OE HH150 4Cty Jy3-4Aprent	SEP-24-2020	8	41.55	0	0.00	0	0.00	332.40
OCL1	Oper. Engr. Class I	5008	IN OE HH150 4Cty Jy3-4Aprent	SEP-25-2020	0	0.00	3	62.33	0	0.00	186.98
OCL1	Oper. Engr. Class I	5008	IN OE HH150 4Cty Jy3-4Aprent	SEP-25-2020	8	41.55	0	0.00	0	0.00	332.40
OCL1	Oper. Engr. Class I	5008	IN OE HH150 4Cty Jy3-4Aprent	SEP-26-2020	0	0.00	.5	62.33	0	0.00	31.16
OCL1	Oper. Engr. Class I	5008	IN OE HH150 4Cty Jy3-4Aprent	SEP-26-2020	8	41.55	0	0.00	0	0.00	332.40
Employee Totals					24		6.5		0	30.5	1,402.32

Burns, Craig S
6859 Whitcomb St
Merrillville, IN 46410

SS NUMBER: XXX-XX-8052
EMPLOYEE NO: 154122
ETHNIC CODE: B
SEX: MALE

MARITAL STATUS: MARRIED
EXEMPTIONS: 9
HIRE DATE: NOV-13-2017
MILITARY STATUS: NV

CHECK NUMBER: 398797
CHECK DATE: OCT-01-2020

Pay Code WK **Period** 40 **Start Date** SEP-21-2020 **End Date** SEP-27-2020

Gross	Retro	Taxable Gross	F.I.T	FICA(HI)	FICA(OASDI)	S.D.I.	S.U.I.	State Tax	City Tax	Cnty Tax	Leave Tax	Union Ded.	Misc Ded.	Net
2,607.28	0.00	2,607.28	197.60	37.81	161.66	0.00	0.00	83.59	0.00	0.00	0.00	78.22	0.00	2,048.40

Trade		Union		Work Date	Reg Hours	Reg Rate	Ovt Hours	Ovt Rate	Dot Hours	Dot Rate	Pay Amount
OCL1	Oper. Engr. Class I	5008	IN OE HH150 4Cty Jy3-4Aprent	SEP-22-2020	8	41.55	0	0.00	0	0.00	332.40
OCL1	Oper. Engr. Class I	5008	IN OE HH150 4Cty Jy3-4Aprent	SEP-22-2020	0	0.00	3	62.33	0	0.00	186.98
OCL1	Oper. Engr. Class I	5008	IN OE HH150 4Cty Jy3-4Aprent	SEP-23-2020	0	0.00	3	62.33	0	0.00	186.98
OCL1	Oper. Engr. Class I	5008	IN OE HH150 4Cty Jy3-4Aprent	SEP-23-2020	8	41.55	0	0.00	0	0.00	332.40
OCL1	Oper. Engr. Class I	5008	IN OE HH150 4Cty Jy3-4Aprent	SEP-24-2020	8	41.55	0	0.00	0	0.00	332.40
OCL1	Oper. Engr. Class I	5008	IN OE HH150 4Cty Jy3-4Aprent	SEP-24-2020	0	0.00	3	62.33	0	0.00	186.98
OCL1	Oper. Engr. Class I	5008	IN OE HH150 4Cty Jy3-4Aprent	SEP-25-2020	0	0.00	3	62.33	0	0.00	186.98
OCL1	Oper. Engr. Class I	5008	IN OE HH150 4Cty Jy3-4Aprent	SEP-25-2020	8	41.55	0	0.00	0	0.00	332.40
OCL1	Oper. Engr. Class I	5008	IN OE HH150 4Cty Jy3-4Aprent	SEP-26-2020	0	0.00	8.5	62.33	0	0.00	529.76
Employee Totals					32		20.5		0	52.5	2,607.28

Cordero, Saul
2103 Franklin St.
East Chicago, IN 46312
219.713.3516

SS NUMBER: XXX-XX-0267
EMPLOYEE NO: 163140
ETHNIC CODE: H
SEX: MALE

MARITAL STATUS: D
EXEMPTIONS:
HIRE DATE: APR-13-2020
MILITARY STATUS: NV

CHECK NUMBER: 398799
CHECK DATE: OCT-01-2020

Pay Code WK **Period** 40 **Start Date** SEP-21-2020 **End Date** SEP-27-2020

Walsh Construction

FOREMAN'S DAILY REPORT

DATE: 9/26/2020

DAY: Saturday

2 of 2

DESCRIPTION	Install Geofabric	Install Wall Drain	Install Deck Drains			
PHASE - COST CODE	31.3523.00.00	34.7005.69.00	33.4403.09.00			
JOB NUMBER	219042	219042	219042			

ACTIVITIES / HOURS

EMPLOYEE			HRS			HRS			HRS			HRS			HRS			HRS			TOTAL			START TIME	STOP TIME	LUNCH
EMP #	NAME	TRADE	RT	OT	DT	RT	OT	DT	RT	OT	DT	RT	OT	DT	RT	OT	DT	RT	OT	DT	RT	OT	DT			
161473	Shrader, Scott	OCL1																			0	0.0	0			
139092	Grinder, Chad	OCL1																			0	0.0	0			
163843	Dubord, Kenneth	OCL1																			0	0.0	0			
154122	Burns, Craig	OCL1																			0	0.0	0			
142935	Solis, Joseph	LGP1		2			2			4											0	8.0	0			
143840	Franks, Tommie	LGP1		2.5			2			4											0	8.5	0			
163140	Cordero, Saul	LGP1		2			2			4											0	8.0	0			
164806	Jensen, Mike	CMP4																			0	0.0	0			
161271	Odom, Rich	OCL1																			0	0.0	0			
156760	White, Kenneth	OCL1																			0	0.0	0			
	Wantola, Mike	OCL1																			0	0.0	0			
128549	Seegers, Cody	CAJM																			0	0.0	0			
151312	Whisker, Kyle	CAJM																			0	0.0	0			
164991	Allen, David	OCL1																			0	0.0	0			
TOTAL HOURS			6	0.5	0	6	0	0	12	0	0	0	0	0	0	0	0	0	0	0						

QUANTITY PERFORMED

QTY W/ UNITS						

COMMENTS:

NO WORK

PAYROLL - CERTIFIED PAYROLL
Certified payroll not for FOIA release

Walsh Construction Company II
929 W Adams Street
IL

Company: Walsh Construction Company II **Job Number:** 219042 INDOT B-36229-A 45th Street Railroad Bridge **Owner Contract Number:** B-36229-A

Allen, David M
6952 Nancy Ave
Portage, IN 46368
219-777-0107

SS NUMBER: XXX-XX-8128
EMPLOYEE NO: 164991
ETHNIC CODE: W
SEX: MALE

MARITAL STATUS: SINGLE
EXEMPTIONS:
HIRE DATE: SEP-24-2020
MILITARY STATUS: NV

CHECK NUMBER: 397983
CHECK DATE: SEP-28-2020

Pay Code WK **Period** 40 **Start Date** SEP-21-2020 **End Date** SEP-27-2020

Gross	Retro	Taxable Gross	F.I.T	FICA(HI)	FICA(OASDI)	S.D.I.	S.U.I.	State Tax	City Tax	Cnty Tax	Leave Tax	Union Ded.	Misc Ded.	Net
1,402.32	0.00	1,402.32	175.09	20.33	86.94	0.00	0.00	44.67	0.00	6.92	0.00	42.07	0.00	1,026.30

Trade		Union		Work Date	Reg Hours	Reg Rate	Ovt Hours	Ovt Rate	Dot Hours	Dot Rate	Pay Amount
OCL1	Oper. Engr. Class I	5008	IN OE HH150 4Cty Jy3-4Aprent	SEP-24-2020	0	0.00	3	62.33	0	0.00	186.98
OCL1	Oper. Engr. Class I	5008	IN OE HH150 4Cty Jy3-4Aprent	SEP-24-2020	8	41.55	0	0.00	0	0.00	332.40
OCL1	Oper. Engr. Class I	5008	IN OE HH150 4Cty Jy3-4Aprent	SEP-25-2020	0	0.00	3	62.33	0	0.00	186.98
OCL1	Oper. Engr. Class I	5008	IN OE HH150 4Cty Jy3-4Aprent	SEP-25-2020	8	41.55	0	0.00	0	0.00	332.40
OCL1	Oper. Engr. Class I	5008	IN OE HH150 4Cty Jy3-4Aprent	SEP-26-2020	0	0.00	.5	62.33	0	0.00	31.16
OCL1	Oper. Engr. Class I	5008	IN OE HH150 4Cty Jy3-4Aprent	SEP-26-2020	8	41.55	0	0.00	0	0.00	332.40
Employee Totals					24		6.5		0	30.5	1,402.32

Burns, Craig S
6859 Whitcomb St
Merrillville, IN 46410

SS NUMBER: XXX-XX-8052
EMPLOYEE NO: 154122
ETHNIC CODE: B
SEX: MALE

MARITAL STATUS: MARRIED
EXEMPTIONS: 9
HIRE DATE: NOV-13-2017
MILITARY STATUS: NV

CHECK NUMBER: 398797
CHECK DATE: OCT-01-2020

Pay Code WK **Period** 40 **Start Date** SEP-21-2020 **End Date** SEP-27-2020

Gross	Retro	Taxable Gross	F.I.T	FICA(HI)	FICA(OASDI)	S.D.I.	S.U.I.	State Tax	City Tax	Cnty Tax	Leave Tax	Union Ded.	Misc Ded.	Net
2,607.28	0.00	2,607.28	197.60	37.81	161.66	0.00	0.00	83.59	0.00	0.00	0.00	78.22	0.00	2,048.40

Trade		Union		Work Date	Reg Hours	Reg Rate	Ovt Hours	Ovt Rate	Dot Hours	Dot Rate	Pay Amount
OCL1	Oper. Engr. Class I	5008	IN OE HH150 4Cty Jy3-4Aprent	SEP-22-2020	8	41.55	0	0.00	0	0.00	332.40
OCL1	Oper. Engr. Class I	5008	IN OE HH150 4Cty Jy3-4Aprent	SEP-22-2020	0	0.00	3	62.33	0	0.00	186.98
OCL1	Oper. Engr. Class I	5008	IN OE HH150 4Cty Jy3-4Aprent	SEP-23-2020	0	0.00	3	62.33	0	0.00	186.98
OCL1	Oper. Engr. Class I	5008	IN OE HH150 4Cty Jy3-4Aprent	SEP-23-2020	8	41.55	0	0.00	0	0.00	332.40
OCL1	Oper. Engr. Class I	5008	IN OE HH150 4Cty Jy3-4Aprent	SEP-24-2020	8	41.55	0	0.00	0	0.00	332.40
OCL1	Oper. Engr. Class I	5008	IN OE HH150 4Cty Jy3-4Aprent	SEP-24-2020	0	0.00	3	62.33	0	0.00	186.98
OCL1	Oper. Engr. Class I	5008	IN OE HH150 4Cty Jy3-4Aprent	SEP-25-2020	0	0.00	3	62.33	0	0.00	186.98
OCL1	Oper. Engr. Class I	5008	IN OE HH150 4Cty Jy3-4Aprent	SEP-25-2020	8	41.55	0	0.00	0	0.00	332.40
OCL1	Oper. Engr. Class I	5008	IN OE HH150 4Cty Jy3-4Aprent	SEP-26-2020	0	0.00	8.5	62.33	0	0.00	529.76
Employee Totals					32		20.5		0	52.5	2,607.28

Cordero, Saul
2103 Franklin St.
East Chicago, IN 46312
219.713.3516

SS NUMBER: XXX-XX-0267
EMPLOYEE NO: 163140
ETHNIC CODE: H
SEX: MALE

MARITAL STATUS: D
EXEMPTIONS:
HIRE DATE: APR-13-2020
MILITARY STATUS: NV

CHECK NUMBER: 398799
CHECK DATE: OCT-01-2020

Pay Code WK **Period** 40 **Start Date** SEP-21-2020 **End Date** SEP-27-2020

PAYROLL - CERTIFIED PAYROLL

Certified payroll not for FOIA release

Walsh Construction Company II
929 W Adams Street
IL

Company: Walsh Construction Company II **Job Number:** 219042 INDOT B-36229-A 45th Street Railroad Bridge **Owner Contract Number:** B-36229-A

Pay Code WK **Period** 40 **Start Date** SEP-21-2020 **End Date** SEP-27-2020

Gross	Retro	Taxable Gross	F.I.T	FICA(HI)	FICA(OASDI)	S.D.I.	S.U.I.	State Tax	City Tax	Cnty Tax	Leave Tax	Union Ded.	Misc Ded.	Net
2,302.79	0.00	2,302.79	266.20	33.39	142.77	0.00	0.00	74.38	0.00	34.54	0.00	115.14	93.00	1,543.37

Trade		Union		Work Date	Reg Hours	Reg Rate	Ovt Hours	Ovt Rate	Dot Hours	Dot Rate	Pay Amount
LGP1	Laborer Group 1	2016	IN LABOR HH L81-VALPARAISO	SEP-21-2020	0	0.00	4.5	46.37	0	0.00	208.64
LGP1	Laborer Group 1	2016	IN LABOR HH L81-VALPARAISO	SEP-21-2020	8	30.91	0	0.00	0	0.00	247.28
LGP1	Laborer Group 1	2016	IN LABOR HH L81-VALPARAISO	SEP-22-2020	8	30.91	0	0.00	0	0.00	247.28
LGP1	Laborer Group 1	2016	IN LABOR HH L81 VALPARAISO	SEP 22 2020	0	0.00	3	46.37	0	0.00	139.10
LGP1	Laborer Group 1	2016	IN LABOR HH L81-VALPARAISO	SEP-23-2020	8	30.91	0	0.00	0	0.00	247.28
LGP1	Laborer Group 1	2016	IN LABOR HH L81-VALPARAISO	SEP-23-2020	0	0.00	2.5	46.37	0	0.00	115.91
LGP1	Laborer Group 1	2016	IN LABOR HH L81-VALPARAISO	SEP-24-2020	8	30.91	0	0.00	0	0.00	247.28
LGP1	Laborer Group 1	2016	IN LABOR HH L81-VALPARAISO	SEP-24-2020	0	0.00	2.5	46.37	0	0.00	115.91
LGP1	Laborer Group 1	2016	IN LABOR HH L81-VALPARAISO	SEP-25-2020	0	0.00	2.5	46.37	0	0.00	115.91
LGP1	Laborer Group 1	2016	IN LABOR HH L81-VALPARAISO	SEP-25-2020	8	30.91	0	0.00	0	0.00	247.28
LGP1	Laborer Group 1	2016	IN LABOR HH L81-VALPARAISO	SEP-26-2020	0	0.00	8	46.37	0	0.00	370.92
Employee Totals					40		23		0	63	2,302.79

Ded Amnt	Deduction Description	Ded Amnt	Deduction Description
20.00	Child Support #5 Disp Income	73.00	Child Support #6 Disp Income

Dubord, Kenneth L
15360 W197th Ave
Lowell, IN 46356
219-808-6403

SS NUMBER: XXX-XX-3416
EMPLOYEE NO: 163843
ETHNIC CODE: W
SEX: MALE

MARITAL STATUS: MARRIED
EXEMPTIONS:
HIRE DATE: MAY-28-2020
MILITARY STATUS: NV

CHECK NUMBER: 398802
CHECK DATE: OCT-01-2020

Pay Code WK **Period** 40 **Start Date** SEP-21-2020 **End Date** SEP-27-2020

Gross	Retro	Taxable Gross	F.I.T	FICA(HI)	FICA(OASDI)	S.D.I.	S.U.I.	State Tax	City Tax	Cnty Tax	Leave Tax	Union Ded.	Misc Ded.	Net
3,220.14	0.00	3,220.14	431.97	46.69	199.65	0.00	0.00	102.77	0.00	47.73	0.00	96.60	0.00	2,294.73

Trade		Union		Work Date	Reg Hours	Reg Rate	Ovt Hours	Ovt Rate	Dot Hours	Dot Rate	Pay Amount
OCL1	Oper. Engr. Class I	5008	IN OE HH150 4Cty Jy3-4Aprent	SEP-21-2020	0	0.00	4.5	62.33	0	0.00	280.46
OCL1	Oper. Engr. Class I	5008	IN OE HH150 4Cty Jy3-4Aprent	SEP-21-2020	8	41.55	0	0.00	0	0.00	332.40
OCL1	Oper. Engr. Class I	5008	IN OE HH150 4Cty Jy3-4Aprent	SEP-22-2020	8	41.55	0	0.00	0	0.00	332.40
OCL1	Oper. Engr. Class I	5008	IN OE HH150 4Cty Jy3-4Aprent	SEP-22-2020	0	0.00	3	62.33	0	0.00	186.98
OCL1	Oper. Engr. Class I	5008	IN OE HH150 4Cty Jy3-4Aprent	SEP-23-2020	0	0.00	3	62.33	0	0.00	186.98
OCL1	Oper. Engr. Class I	5008	IN OE HH150 4Cty Jy3-4Aprent	SEP-23-2020	8	41.55	0	0.00	0	0.00	332.40
OCL1	Oper. Engr. Class I	5008	IN OE HH150 4Cty Jy3-4Aprent	SEP-24-2020	8	41.55	0	0.00	0	0.00	332.40
OCL1	Oper. Engr. Class I	5008	IN OE HH150 4Cty Jy3-4Aprent	SEP-24-2020	0	0.00	3	62.33	0	0.00	186.98
OCL1	Oper. Engr. Class I	5008	IN OE HH150 4Cty Jy3-4Aprent	SEP-25-2020	0	0.00	3	62.33	0	0.00	186.98
OCL1	Oper. Engr. Class I	5008	IN OE HH150 4Cty Jy3-4Aprent	SEP-25-2020	8	41.55	0	0.00	0	0.00	332.40
OCL1	Oper. Engr. Class I	5008	IN OE HH150 4Cty Jy3-4Aprent	SEP-26-2020	0	0.00	8.5	62.33	0	0.00	529.76
Employee Totals					40		25		0	65	3,220.14

PAYROLL - CERTIFIED PAYROLL

Certified payroll not for FOIA release

Walsh Construction Company II
929 W Adams Street
IL

Company: Walsh Construction Company II **Job Number:** 219042 INDOT B-36229-A 45th Street Railroad Bridge **Owner Contract Number:** B-36229-A

Franks, Tommie D
9601 Walnut Dr
Munster, IN 46321
219-513-6241

SS NUMBER: XXX-XX-6448
EMPLOYEE NO: 143840
ETHNIC CODE: B
SEX: MALE

MARITAL STATUS: MARRIED
EXEMPTIONS: 3
HIRE DATE: AUG-20-2015
MILITARY STATUS: NV

CHECK NUMBER: 398806
CHECK DATE: OCT-01-2020

Pay Code WK **Period** 40 **Start Date** SEP-21-2020 **End Date** SEP-27-2020

Gross	Retro	Taxable Gross	F.I.T	FICA(HI)	FICA(OASDI)	S.D.I.	S.U.I.	State Tax	City Tax	Cnty Tax	Leave Tax	Union Ded.	Misc Ded.	Net
2,117.35	0.00	2,117.35	198.97	30.70	131.28	0.00	0.00	66.53	0.00	30.89	0.00	105.87	0.00	1,553.11

Trade		Union		Work Date	Reg Hours	Reg Rate	Ovt Hours	Ovt Rate	Dot Hours	Dot Rate	Pay Amount
LGP1	Laborer Group 1	2016	IN LABOR HH L81-VALPARAISO	SEP-21-2020	8	30.91	0	0.00	0	0.00	247.28
LGP1	Laborer Group 1	2016	IN LABOR HH L81-VALPARAISO	SEP-21-2020	0	0.00	1	46.37	0	0.00	46.37
LGP1	Laborer Group 1	2016	IN LABOR HH L81-VALPARAISO	SEP-22-2020	0	0.00	2	46.37	0	0.00	92.73
LGP1	Laborer Group 1	2016	IN LABOR HH L81-VALPARAISO	SEP-22-2020	8	30.91	0	0.00	0	0.00	247.28
LGP1	Laborer Group 1	2016	IN LABOR HH L81-VALPARAISO	SEP-23-2020	0	0.00	1.5	46.37	0	0.00	69.55
LGP1	Laborer Group 1	2016	IN LABOR HH L81-VALPARAISO	SEP-23-2020	8	30.91	0	0.00	0	0.00	247.28
LGP1	Laborer Group 1	2016	IN LABOR HH L81-VALPARAISO	SEP-24-2020	8	30.91	0	0.00	0	0.00	247.28
LGP1	Laborer Group 1	2016	IN LABOR HH L81-VALPARAISO	SEP-24-2020	0	0.00	3	46.37	0	0.00	139.10
LGP1	Laborer Group 1	2016	IN LABOR HH L81-VALPARAISO	SEP-25-2020	0	0.00	3	46.37	0	0.00	139.10
LGP1	Laborer Group 1	2016	IN LABOR HH L81-VALPARAISO	SEP-25-2020	8	30.91	0	0.00	0	0.00	247.28
LGP1	Laborer Group 1	2016	IN LABOR HH L81-VALPARAISO	SEP-26-2020	0	0.00	8.5	46.37	0	0.00	394.10
Employee Totals					40		19		0	59	2,117.35

Grinder, Chad E
221 N Court St
Crown Point, IN 46307

SS NUMBER: XXX-XX-7200
EMPLOYEE NO: 139092
ETHNIC CODE: W
SEX: MALE

MARITAL STATUS: MARRIED
EXEMPTIONS:
HIRE DATE: NOV-05-2014
MILITARY STATUS: NV

CHECK NUMBER: 398807
CHECK DATE: OCT-01-2020

Pay Code WK **Period** 40 **Start Date** SEP-21-2020 **End Date** SEP-27-2020

Gross	Retro	Taxable Gross	F.I.T	FICA(HI)	FICA(OASDI)	S.D.I.	S.U.I.	State Tax	City Tax	Cnty Tax	Leave Tax	Union Ded.	Misc Ded.	Net
3,006.60	0.00	3,006.60	384.99	43.60	186.41	0.00	0.00	96.49	0.00	44.81	0.00	90.20	0.00	2,160.10

Trade		Union		Work Date	Reg Hours	Reg Rate	Ovt Hours	Ovt Rate	Dot Hours	Dot Rate	Pay Amount
OCL1	Oper. Engr. Class I	5008	IN OE HH150 4Cty Jy3-4Aprent	SEP-21-2020	8	42.05	0	0.00	0	0.00	336.40
OCL1	Oper. Engr. Class I	5008	IN OE HH150 4Cty Jy3-4Aprent	SEP-21-2020	0	0.00	.5	63.08	0	0.00	31.54
OCL1	Oper. Engr. Class I	5008	IN OE HH150 4Cty Jy3-4Aprent	SEP-22-2020	0	0.00	3	63.08	0	0.00	189.23
OCL1	Oper. Engr. Class I	5008	IN OE HH150 4Cty Jy3-4Aprent	SEP-22-2020	8	42.05	0	0.00	0	0.00	336.40
OCL1	Oper. Engr. Class I	5008	IN OE HH150 4Cty Jy3-4Aprent	SEP-23-2020	8	42.05	0	0.00	0	0.00	336.40
OCL1	Oper. Engr. Class I	5008	IN OE HH150 4Cty Jy3-4Aprent	SEP-23-2020	0	0.00	3	63.08	0	0.00	189.23
OCL1	Oper. Engr. Class I	5008	IN OE HH150 4Cty Jy3-4Aprent	SEP-24-2020	0	0.00	3	63.08	0	0.00	189.23
OCL1	Oper. Engr. Class I	5008	IN OE HH150 4Cty Jy3-4Aprent	SEP-24-2020	8	42.05	0	0.00	0	0.00	336.40
OCL1	Oper. Engr. Class I	5008	IN OE HH150 4Cty Jy3-4Aprent	SEP-25-2020	8	42.05	0	0.00	0	0.00	336.40
OCL1	Oper. Engr. Class I	5008	IN OE HH150 4Cty Jy3-4Aprent	SEP-25-2020	0	0.00	3	63.08	0	0.00	189.23
OCL1	Oper. Engr. Class I	5008	IN OE HH150 4Cty Jy3-4Aprent	SEP-26-2020	0	0.00	8.5	63.08	0	0.00	536.14
Employee Totals					40		21		0	61	3,006.60

PAYROLL - CERTIFIED PAYROLL

Certified payroll not for FOIA release

Walsh Construction Company II
929 W Adams Street
IL

Company: Walsh Construction Company II **Job Number:** 219042 INDOT B-36229-A 45th Street Railroad Bridge **Owner Contract Number:** B-36229-A

Pay Code WK **Period** 40 **Start Date** SEP-21-2020 **End Date** SEP-27-2020

Trade		Union		Work Date	Reg Hours	Reg Rate	Ovt Hours	Ovt Rate	Dot Hours	Dot Rate	Pay Amount
OCL1	Oper. Engr. Class I	5008	IN OE HH150 4Cty Jy3-4Aprent	SEP-21-2020	10	41.55	0	0.00	0	0.00	415.50
OCL1	Oper. Engr. Class I	5008	IN OE HH150 4Cty Jy3-4Aprent	SEP-22-2020	0	0.00	3	62.33	0	0.00	186.97
OCL1	Oper. Engr. Class I	5008	IN OE HH150 4Cty Jy3-4Aprent	SEP-22-2020	8	41.55	0	0.00	0	0.00	332.40
OCL1	Oper. Engr. Class I	5008	IN OE HH150 4Cty Jy3-4Aprent	SEP-23-2020	0	0.00	3	62.33	0	0.00	186.98
OCL1	Oper. Engr. Class I	5008	IN OE HH150 4Cty Jy3-4Aprent	SEP-23-2020	6	41.55	0	0.00	0	0.00	249.30
OCL1	Oper. Engr. Class I	5008	IN OE HH150 4Cty Jy3-4Aprent	SEP-24-2020	0	0.00	3	62.33	0	0.00	186.98
OCL1	Oper. Engr. Class I	5008	IN OE HH150 4Cty Jy3-4Aprent	SEP-24-2020	8	41.55	0	0.00	0	0.00	332.40
OCL1	Oper. Engr. Class I	5008	IN OE HH150 4Cty Jy3-4Aprent	SEP-25-2020	0	0.00	3	62.33	0	0.00	186.98
OCL1	Oper. Engr. Class I	5008	IN OE HH150 4Cty Jy3-4Aprent	SEP-25-2020	8	41.55	0	0.00	0	0.00	332.40
OCL1	Oper. Engr. Class I	5008	IN OE HH150 4Cty Jy3-4Aprent	SEP-26-2020	0	0.00	8.5	62.33	0	0.00	529.76
Employee Totals					40		25		0	65	3,220.13

Solis, Joseph
2610 Jewett Ave
Highland, IN 46322

SS NUMBER: XXX-XX-5002
EMPLOYEE NO: 142935
ETHNIC CODE: H
SEX: MALE

MARITAL STATUS: MARRIED
EXEMPTIONS:
HIRE DATE: JUL-07-2015
MILITARY STATUS: NV

CHECK NUMBER: 398825
CHECK DATE: OCT-01-2020

Pay Code WK **Period** 40 **Start Date** SEP-21-2020 **End Date** SEP-27-2020

Gross	Retro	Taxable Gross	F.I.T	FICA(HI)	FICA(OASDI)	S.D.I.	S.U.I.	State Tax	City Tax	Cnty Tax	Leave Tax	Union Ded.	Misc Ded.	Net
1,707.77	0.00	1,707.77	0.00	24.76	105.89	0.00	0.00	55.16	0.00	25.62	0.00	85.39	0.00	1,410.95

Trade		Union		Work Date	Reg Hours	Reg Rate	Ovt Hours	Ovt Rate	Dot Hours	Dot Rate	Pay Amount
LGP1	Laborer Group 1	2016	IN LABOR HH L81-VALPARAISO	SEP-22-2020	8	30.91	0	0.00	0	0.00	247.28
LGP1	Laborer Group 1	2016	IN LABOR HH L81-VALPARAISO	SEP-23-2020	0	0.00	2.5	46.37	0	0.00	115.91
LGP1	Laborer Group 1	2016	IN LABOR HH L81-VALPARAISO	SEP-23-2020	8	30.91	0	0.00	0	0.00	247.28
LGP1	Laborer Group 1	2016	IN LABOR HH L81-VALPARAISO	SEP-24-2020	8	30.91	0	0.00	0	0.00	247.28
LGP1	Laborer Group 1	2016	IN LABOR HH L81-VALPARAISO	SEP-24-2020	0	0.00	2.5	46.37	0	0.00	115.91
LGP1	Laborer Group 1	2016	IN LABOR HH L81-VALPARAISO	SEP-25-2020	8	30.91	0	0.00	0	0.00	247.28
LGP1	Laborer Group 1	2016	IN LABOR HH L81-VALPARAISO	SEP-25-2020	0	0.00	2.5	46.37	0	0.00	115.91
LGP1	Laborer Group 1	2016	IN LABOR HH L81-VALPARAISO	SEP-26-2020	0	0.00	8	46.37	0	0.00	370.92
Employee Totals					32		15.5		0	47.5	1,707.77

Wantola, Michael A
4315W 850 N
Wheatfield, IN 46392
219-843-8711

SS NUMBER: XXX-XX-8552
EMPLOYEE NO: 165015
ETHNIC CODE: W
SEX: MALE

MARITAL STATUS: SINGLE
EXEMPTIONS:
HIRE DATE: SEP-23-2020
MILITARY STATUS: NV

CHECK NUMBER: 398827
CHECK DATE: OCT-01-2020

Pay Code WK **Period** 40 **Start Date** SEP-21-2020 **End Date** SEP-27-2020

Gross	Retro	Taxable Gross	F.I.T	FICA(HI)	FICA(OASDI)	S.D.I.	S.U.I.	State Tax	City Tax	Cnty Tax	Leave Tax	Union Ded.	Misc Ded.	Net
1,921.70	0.00	1,921.70	213.20	27.86	119.15	0.00	0.00	60.83	0.00	53.94	0.00	57.65	0.00	1,389.07

Invoice Number: 5850541
Invoice Date: 10/03/20
Page: 1
Terms of Sale: NET 30 DAYS
Customer Number: 4959008
Tax Code: IN-NONTA
Customer Job: D586-- 45th Ave & Calumet

INVOICE

Lehigh Hanson
HEIDELBERGCEMENT Group

Billing on behalf of:
Material Service Corporation

TO ENSURE PROPER CREDIT, PLEASE INCLUDE THE INVOICE NUMBER WITH YOUR PAYMENT REMIT TO:
15620 Collection Center Drive
Chicago, IL 60693-0156

Tax ID: 36-3817304

WALSH CONST IL LLC

929 W ADAMS ST
CHICAGO, IL 60607-3021

Delivery Address	Purchase Order	Sales Order	Plant
R-36229	219042	195328	Thornton Stone Quarry

Ticket Date	Ticket Number	Truck Type	Ship to Reference	Product Number	Product Description	Quantity	UOM	Unit Price	Amount	Freight	Fuel Surchg/ Other Fee	Extended Price
10/01/20	1456704607	ST		01801	INDIANA #53 CAPP	21.28	Ton	$12.50	$266.00		$0.00	$266.00
10/01/20	1456704609	ST		01801	INDIANA #53 CAPP	21.21	Ton	$12.50	$265.12		$0.00	$265.12
10/01/20	1456704610	ST		01801	INDIANA #53 CAPP	20.99	Ton	$12.50	$262.38		$0.00	$262.38
10/01/20	1456704627	ST		01801	INDIANA #53 CAPP	22.37	Ton	$12.50	$279.62		$0.00	$279.62
10/01/20	1456704629	ST		01801	INDIANA #53 CAPP	23.87	Ton	$12.50	$298.38		$0.00	$298.38
10/01/20	1456704697	ST		01801	INDIANA #53 CAPP	21.10	Ton	$12.50	$263.76		$0.00	$263.76
10/01/20	1456704703	ST		01653	INDIANA #8 AP CAPP	21.23	Ton	$14.75	$313.15		$0.00	$313.15
10/01/20	1456704704	ST		01653	INDIANA #8 AP CAPP	21.25	Ton	$14.75	$313.44		$0.00	$313.44
10/01/20	1456704714	ST		01653	INDIANA #8 AP CAPP	22.11	Ton	$14.75	$326.13		$0.00	$326.13
10/01/20	1456704720	ST		01653	INDIANA #8 AP CAPP	23.74	Ton	$14.75	$350.17		$0.00	$350.17
10/01/20	1456704771	ST		01653	INDIANA #8 AP CAPP	21.21	Ton	$14.75	$312.85		$0.00	$312.85
10/01/20	1456704772	ST		01653	INDIANA #8 AP CAPP	21.13	Ton	$14.75	$311.67		$0.00	$311.67
10/01/20	1456704779	ST		01653	INDIANA #8 AP CAPP	21.16	Ton	$14.75	$312.11		$0.00	$312.11
10/01/20	1456704793	ST		01653	INDIANA #8 AP CAPP	20.67	Ton	$14.75	$304.89		$0.00	$304.89
10/01/20	1456704799	ST		01653	INDIANA #8 AP CAPP	23.60	Ton	$14.75	$348.10		$0.00	$348.10
10/01/20	1456704867	ST		01653	INDIANA #8 AP CAPP	21.37	Ton	$14.75	$315.21		$0.00	$315.21
10/01/20	1456704870	ST		01653	INDIANA #8 AP CAPP	21.07	Ton	$14.75	$310.79		$0.00	$310.79
10/01/20	1456704878	ST		01653	INDIANA #8 AP CAPP	22.12	Ton	$14.75	$326.27		$0.00	$326.27
10/01/20	1456704889	ST		01653	INDIANA #8 AP CAPP	24.06	Ton	$14.75	$354.89		$0.00	$354.89
10/01/20	1456704972	ST		01670	INDIANA #2 CAPP	21.10	Ton	$14.75	$311.23		$0.00	$311.23
10/01/20	1456704976	ST		01670	INDIANA #2 CAPP	21.35	Ton	$14.75	$314.92		$0.00	$314.92
10/01/20	1456704998	ST		01670	INDIANA #2 CAPP	23.99	Ton	$14.75	$353.86		$0.00	$353.86
10/01/20	1456705001	ST		01670	INDIANA #2 CAPP	21.65	Ton	$14.75	$319.34		$0.00	$319.34
10/01/20	1456705060	ST		01670	INDIANA #2 CAPP	20.99	Ton	$14.75	$309.61		$0.00	$309.61
10/01/20	1456705079	ST		01670	INDIANA #2 CAPP	20.95	Ton	$14.75	$309.02		$0.00	$309.02
10/01/20	1456705095	ST		01670	INDIANA #2 CAPP	23.31	Ton	$14.75	$343.83		$0.00	$343.83
10/01/20	1456705113	ST		01670	INDIANA #2 CAPP	21.83	Ton	$14.75	$322.00		$0.00	$322.00
10/01/20	1456705184	ST		01670	INDIANA #2 CAPP	20.88	Ton	$14.75	$307.98		$0.00	$307.98
10/01/20	1456705217	ST		01670	INDIANA #2 CAPP	23.42	Ton	$14.75	$345.45		$0.00	$345.45
10/01/20	1456705240	ST		01670	INDIANA #2 CAPP	22.38	Ton	$14.75	$330.11		$0.00	$330.11
10/01/20	1456705311	ST		01670	INDIANA #2 CAPP	23.93	Ton	$14.75	$352.97		$0.00	$352.97
10/01/20	1456705332	ST		01670	INDIANA #2 CAPP	21.26	Ton	$14.75	$313.59		$0.00	$313.59
10/01/20	1456705336	ST		01670	INDIANA #2 CAPP	22.01	Ton	$14.75	$324.65		$0.00	$324.65
10/01/20	1456705339	ST		01670	INDIANA #2 CAPP	21.00	Ton	$14.75	$309.75		$0.00	$309.75
10/01/20	1456705406	ST		01670	INDIANA #2 CAPP	23.47	Ton	$14.75	$346.19		$0.00	$346.19
10/01/20	1456705431	ST		01670	INDIANA #2 CAPP	21.08	Ton	$14.75	$310.93		$0.00	$310.93

Questions? Please call Customer Care at: 888-895-3938 **Invoice Total: $13,263.28**

This invoice is subject to the terms set forth in the Credit Application and/or General Terms and Conditions of Sale, as well as any additional terms and conditions contained in the Quotation or Order Acknowledgement. Any additional or different terms proposed by Buyer are hereby deemed to be a material alteration and are hereby objected to. All items returned are subject to cartage and handling charges. Accounts are due and payable by the above stated terms. Past due accounts are subject to service charges as outlined in the Credit Application and/or General Terms and Conditions of Sale.

Invoice Number: 5850541
Invoice Date: 10/03/20
Page: 2
Terms of Sale: NET 30 DAYS
Customer Number: 4959008
Tax Code: IN-NONTA
Customer Job: D586-- 45th Ave & Calumet

INVOICE

Lehigh Hanson
HEIDELBERGCEMENT Group

Billing on behalf of:

Material Service Corporation

TO ENSURE PROPER CREDIT, PLEASE INCLUDE THE INVOICE NUMBER WITH YOUR PAYMENT REMIT TO:

15620 Collection Center Drive
Chicago, IL 60693-0156

Tax ID: 36-3817304

WALSH CONST IL LLC

929 W ADAMS ST
CHICAGO, IL 60607-3021

Delivery Address	Purchase Order	Sales Order	Plant
R-36229	219042	195328	Thornton Stone Quarry

Ticket Date	Ticket Number	Truck Type	Ship to Reference	Product Number	Product Description	Quantity	UOM	Unit Price	Amount	Freight	Fuel Surchg/ Other Fee	Extended Price
10/01/20	1456705432	ST		01670	INDIANA #2 CAPP	21.83	Ton	$14.75	$322.00		$0.00	$322.00
10/01/20	1456705451	ST		01670	INDIANA #2 CAPP	19.76	Ton	$14.75	$291.46		$0.00	$291.46
10/01/20	1456705464	ST		01670	INDIANA #2 CAPP	23.64	Ton	$14.75	$348.69		$0.00	$348.69
10/01/20	1456705471	ST		01670	INDIANA #2 CAPP	21.17	Ton	$14.75	$312.26		$0.00	$312.26
10/01/20	1456705473	ST		01670	INDIANA #2 CAPP	21.70	Ton	$14.75	$320.08		$0.00	$320.08
10/01/20	1456705479	ST		01670	INDIANA #2 CAPP	20.91	Ton	$14.75	$308.43		$0.00	$308.43

--PRODUCT SUMMARY--

01653	INDIANA #8 AP CAPP	284.72
01670	INDIANA #2 CAPP	503.61
01801	INDIANA #53 CAPP	130.82
	TOTAL QUANTITY -->	919.15

$681.16 of $13,263.28

Subtotal:	~~$13,263.28~~
Other Fee:	
Tax:	$0.00

Questions? Please call Customer Care at: 888-895-3938 **Invoice Total: $13,263.28**

This invoice is subject to the terms set forth in the Credit Application and/or General Terms and Conditions of Sale, as well as any additional terms and conditions contained in the Quotation or Order Acknowledgement. Any additional or different terms proposed by Buyer are hereby deemed to be a material alteration and are hereby objected to. All items returned are subject to cartage and handling charges. Accounts are due and payable by the above stated terms. Past due accounts are subject to service charges as outlined in the Credit Application and/or General Terms and Conditions of Sale.

Invoice Number: 5849096
Invoice Date: 09/26/20
Page: 1
Terms of Sale: NET 30 DAYS
Customer Number: 4959008
Tax Code: IN-NONTA
Customer Job: D586-- 45th Ave & Calumet

INVOICE

Lehigh Hanson
HEIDELBERGCEMENT Group

Billing on behalf of:
Material Service Corporation

TO ENSURE PROPER CREDIT, PLEASE INCLUDE THE INVOICE NUMBER WITH YOUR PAYMENT REMIT TO:
15620 Collection Center Drive
Chicago, IL 60693-0156

Tax ID: 36-3817304

WALSH CONST IL LLC

929 W ADAMS ST
CHICAGO, IL 60607-3021

Delivery Address	Purchase Order	Sales Order	Plant
R-36229	219042	195328	Thornton Stone Quarry

Ticket Date	Ticket Number	Truck Type	Ship to Reference	Product Number	Product Description	Quantity	UOM	Unit Price	Amount	Freight	Fuel Surchg/ Other Fee	Extended Price
09/25/20	1456700282	ST		01653	INDIANA #8 AP CAPP	22.89	Ton	$14.75	$337.63		$0.00	$337.63
09/25/20	1456700296	ST		01653	INDIANA #8 AP CAPP	21.15	Ton	$14.75	$311.97		$0.00	$311.97
09/25/20	1456700320	ST		01653	INDIANA #8 AP CAPP	24.29	Ton	$14.75	$358.28		$0.00	$358.28
09/25/20	1456700339	ST		01653	INDIANA #8 AP CAPP	23.47	Ton	$14.75	$346.19		$0.00	$346.19
09/25/20	1456700341	ST		01653	INDIANA #8 AP CAPP	23.00	Ton	$14.75	$339.25		$0.00	$339.25
09/25/20	1456700353	ST		01653	INDIANA #8 AP CAPP	21.86	Ton	$14.75	$322.44		$0.00	$322.44
09/25/20	1456700363	ST		01653	INDIANA #8 AP CAPP	22.38	Ton	$14.75	$330.11		$0.00	$330.11
09/25/20	1456700364	ST		01653	INDIANA #8 AP CAPP	21.20	Ton	$14.75	$312.70		$0.00	$312.70
09/25/20	1456700378	ST		01653	INDIANA #8 AP CAPP	21.32	Ton	$14.75	$314.47		$0.00	$314.47
09/25/20	1456700395	ST		01653	INDIANA #8 AP CAPP	23.58	Ton	$14.75	$347.81		$0.00	$347.81
09/25/20	1456700406	ST		01653	INDIANA #8 AP CAPP	22.90	Ton	$14.75	$337.78		$0.00	$337.78
09/25/20	1456700421	ST		01653	INDIANA #8 AP CAPP	23.12	Ton	$14.75	$341.02		$0.00	$341.02
09/25/20	1456700427	ST		01653	INDIANA #8 AP CAPP	22.63	Ton	$14.75	$333.80		$0.00	$333.80
09/25/20	1456700429	ST		01653	INDIANA #8 AP CAPP	22.69	Ton	$14.75	$334.68		$0.00	$334.68
09/25/20	1456700443	ST		01653	INDIANA #8 AP CAPP	20.62	Ton	$14.75	$304.15		$0.00	$304.15
09/25/20	1456700449	ST		01653	INDIANA #8 AP CAPP	21.63	Ton	$14.75	$319.05		$0.00	$319.05
09/25/20	1456700481	ST		01653	INDIANA #8 AP CAPP	23.39	Ton	$14.75	$345.01		$0.00	$345.01
09/25/20	1456700500	ST		01653	INDIANA #8 AP CAPP	23.37	Ton	$14.75	$344.71		$0.00	$344.71
09/25/20	1456700512	ST		01653	INDIANA #8 AP CAPP	22.37	Ton	$14.75	$329.96		$0.00	$329.96
09/25/20	1456700520	ST		01653	INDIANA #8 AP CAPP	20.94	Ton	$14.75	$308.87		$0.00	$308.87
09/25/20	1456700521	ST		01653	INDIANA #8 AP CAPP	22.24	Ton	$14.75	$328.04		$0.00	$328.04
09/25/20	1456700527	ST		01653	INDIANA #8 AP CAPP	21.00	Ton	$14.75	$309.75		$0.00	$309.75
09/25/20	1456700556	ST		01653	INDIANA #8 AP CAPP	24.25	Ton	$14.75	$357.69		$0.00	$357.69
09/25/20	1456700588	ST		01653	INDIANA #8 AP CAPP	21.14	Ton	$14.75	$311.82		$0.00	$311.82
09/25/20	1456700593	ST		01653	INDIANA #8 AP CAPP	22.21	Ton	$14.75	$327.60		$0.00	$327.60
09/25/20	1456700599	ST		01653	INDIANA #8 AP CAPP	22.44	Ton	$14.75	$330.99		$0.00	$330.99
09/25/20	1456700602	ST		01653	INDIANA #8 AP CAPP	21.61	Ton	$14.75	$318.75		$0.00	$318.75
09/25/20	1456700633	ST		01653	INDIANA #8 AP CAPP	23.83	Ton	$14.75	$351.50		$0.00	$351.50
09/25/20	1456700659	ST		01653	INDIANA #8 AP CAPP	21.25	Ton	$14.75	$313.44		$0.00	$313.44
09/25/20	1456700663	ST		01653	INDIANA #8 AP CAPP	22.61	Ton	$14.75	$333.50		$0.00	$333.50
09/25/20	1456700687	ST		01653	INDIANA #8 AP CAPP	21.43	Ton	$14.75	$316.10		$0.00	$316.10
09/25/20	1456700703	ST		01653	INDIANA #8 AP CAPP	22.41	Ton	$14.75	$330.55		$0.00	$330.55
09/25/20	1456700724	ST		01653	INDIANA #8 AP CAPP	23.54	Ton	$14.75	$347.22		$0.00	$347.22
09/25/20	1456700738	ST		01653	INDIANA #8 AP CAPP	21.03	Ton	$14.75	$310.20		$0.00	$310.20
09/25/20	1456700757	ST		01653	INDIANA #8 AP CAPP	22.41	Ton	$14.75	$330.55		$0.00	$330.55
09/25/20	1456700764	ST		01653	INDIANA #8 AP CAPP	21.53	Ton	$14.75	$317.57		$0.00	$317.57

Questions? Please call Customer Care at: 888-895-3938 **Invoice Total: $28,930.40**

This invoice is subject to the terms set forth in the Credit Application and/or General Terms and Conditions of Sale, as well as any additional terms and conditions contained in the Quotation or Order Acknowledgement. Any additional or different terms proposed by Buyer are hereby deemed to be a material alteration and are hereby objected to. All items returned are subject to cartage and handling charges. Accounts are due and payable by the above stated terms. Past due accounts are subject to service charges as outlined in the Credit Application and/or General Terms and Conditions of Sale.

Invoice Number: 5849096
Invoice Date: 09/26/20
Page: 2
Terms of Sale: NET 30 DAYS
Customer Number: 4959008
Tax Code: IN-NONTA
Customer Job: D586-- 45th Ave & Calumet

INVOICE

Lehigh Hanson
HEIDELBERGCEMENT Group

Billing on behalf of:
Material Service Corporation

TO ENSURE PROPER CREDIT, PLEASE INCLUDE THE INVOICE NUMBER WITH YOUR PAYMENT REMIT TO:
15620 Collection Center Drive
Chicago, IL 60693-0156
Tax ID: 36-3817304

WALSH CONST IL LLC

929 W ADAMS ST
CHICAGO, IL 60607-3021

Delivery Address	Purchase Order	Sales Order	Plant
R-36229	219042	195328	Thornton Stone Quarry

Ticket Date	Ticket Number	Truck Type	Ship to Reference	Product Number	Product Description	Quantity	UOM	Unit Price	Amount	Freight	Fuel Surchg/ Other Fee	Extended Price
09/25/20	1456700775	ST		01653	INDIANA #8 AP CAPP	21.98	Ton	$14.75	$324.21		$0.00	$324.21
09/25/20	1456700815	ST		01653	INDIANA #8 AP CAPP	23.31	Ton	$14.75	$343.83		$0.00	$343.83
09/25/20	1456700833	ST		01653	INDIANA #8 AP CAPP	21.14	Ton	$14.75	$311.82		$0.00	$311.82
09/25/20	1456700843	ST		01653	INDIANA #8 AP CAPP	22.39	Ton	$14.75	$330.26		$0.00	$330.26
09/25/20	1456700844	ST		01653	INDIANA #8 AP CAPP	21.34	Ton	$14.75	$314.77		$0.00	$314.77
09/25/20	1456700858	ST		01653	INDIANA #8 AP CAPP	22.51	Ton	$14.75	$332.03		$0.00	$332.03
09/25/20	1456700938	ST		01653	INDIANA #8 AP CAPP	21.08	Ton	$14.75	$310.93		$0.00	$310.93
09/25/20	1456700942	ST		01653	INDIANA #8 AP CAPP	22.77	Ton	$14.75	$335.86		$0.00	$335.86
09/25/20	1456701012	ST		01653	INDIANA #8 AP CAPP	21.78	Ton	$14.75	$321.26		$0.00	$321.26
09/25/20	1456701025	ST		01653	INDIANA #8 AP CAPP	22.63	Ton	$14.75	$333.80		$0.00	$333.80
09/25/20	1456701076	ST		01653	INDIANA #8 AP CAPP	21.47	Ton	$14.75	$316.69		$0.00	$316.69
09/25/20	1456701083	ST		01653	INDIANA #8 AP CAPP	22.59	Ton	$14.75	$333.21		$0.00	$333.21
09/25/20	1456701101	ST		01653	INDIANA #8 AP CAPP	23.81	Ton	$14.75	$351.20		$0.00	$351.20
09/25/20	1456701105	ST		01653	INDIANA #8 AP CAPP	22.76	Ton	$14.75	$335.71		$0.00	$335.71
09/25/20	1456701142	ST		01653	INDIANA #8 AP CAPP	21.26	Ton	$14.75	$313.59		$0.00	$313.59
09/25/20	1456701143	ST		01653	INDIANA #8 AP CAPP	23.42	Ton	$14.75	$345.45		$0.00	$345.45
09/25/20	1456701159	ST		01653	INDIANA #8 AP CAPP	22.80	Ton	$14.75	$336.30		$0.00	$336.30
09/25/20	1456701165	ST		01653	INDIANA #8 AP CAPP	21.25	Ton	$14.75	$313.44		$0.00	$313.44
09/25/20	1456701169	ST		01653	INDIANA #8 AP CAPP	22.59	Ton	$14.75	$333.21		$0.00	$333.21
09/25/20	1456701173	ST		01653	INDIANA #8 AP CAPP	20.54	Ton	$14.75	$302.97		$0.00	$302.97
09/25/20	1456701174	ST		01653	INDIANA #8 AP CAPP	23.95	Ton	$14.75	$353.27		$0.00	$353.27
09/25/20	1456701179	ST		01653	INDIANA #8 AP CAPP	21.15	Ton	$14.75	$311.97		$0.00	$311.97
09/25/20	1456701186	ST		01653	INDIANA #8 AP CAPP	20.81	Ton	$14.75	$306.95		$0.00	$306.95
09/25/20	1456701188	ST		01653	INDIANA #8 AP CAPP	20.75	Ton	$14.75	$306.07		$0.00	$306.07
09/25/20	1456701192	ST		01653	INDIANA #8 AP CAPP	20.17	Ton	$14.75	$297.51		$0.00	$297.51
09/26/20	1456701261	ST		01653	INDIANA #8 AP CAPP	21.40	Ton	$14.75	$315.65		$0.00	$315.65
09/26/20	1456701264	ST		01653	INDIANA #8 AP CAPP	22.94	Ton	$14.75	$338.37		$0.00	$338.37
09/26/20	1456701275	ST		01653	INDIANA #8 AP CAPP	21.67	Ton	$14.75	$319.64		$0.00	$319.64
09/26/20	1456701314	ST		01653	INDIANA #8 AP CAPP	22.94	Ton	$14.75	$338.37		$0.00	$338.37
09/26/20	1456701321	ST		01653	INDIANA #8 AP CAPP	22.87	Ton	$14.75	$337.34		$0.00	$337.34
09/26/20	1456701324	ST		01653	INDIANA #8 AP CAPP	22.28	Ton	$14.75	$328.63		$0.00	$328.63
09/26/20	1456701385	ST		01653	INDIANA #8 AP CAPP	22.89	Ton	$14.75	$337.63		$0.00	$337.63
09/26/20	1456701396	ST		01653	INDIANA #8 AP CAPP	22.96	Ton	$14.75	$338.66		$0.00	$338.66
09/26/20	1456701401	ST		01653	INDIANA #8 AP CAPP	22.41	Ton	$14.75	$330.55		$0.00	$330.55
09/26/20	1456701446	ST		01653	INDIANA #8 AP CAPP	23.06	Ton	$14.75	$340.14		$0.00	$340.14
09/26/20	1456701458	ST		01653	INDIANA #8 AP CAPP	21.23	Ton	$14.75	$313.15		$0.00	$313.15

Questions? Please call Customer Care at: 888-895-3938 **Invoice Total: $28,930.40**

This invoice is subject to the terms set forth in the Credit Application and/or General Terms and Conditions of Sale, as well as any additional terms and conditions contained in the Quotation or Order Acknowledgement. Any additional or different terms proposed by Buyer are hereby deemed to be a material alteration and are hereby objected to. All items returned are subject to cartage and handling charges. Accounts are due and payable by the above stated terms. Past due accounts are subject to service charges as outlined in the Credit Application and/or General Terms and Conditions of Sale.

Invoice Number: 5849096
Invoice Date: 09/26/20
Page: 3
Terms of Sale: NET 30 DAYS
Customer Number: 4959008
Tax Code: IN-NONTA
Customer Job: D586-- 45th Ave & Calumet

INVOICE

Lehigh Hanson
HEIDELBERGCEMENT Group

Billing on behalf of:
Material Service Corporation

TO ENSURE PROPER CREDIT, PLEASE INCLUDE THE INVOICE NUMBER WITH YOUR PAYMENT REMIT TO:
15620 Collection Center Drive
Chicago, IL 60693-0156
Tax ID: 36-3817304

WALSH CONST IL LLC

929 W ADAMS ST
CHICAGO, IL 60607-3021

Delivery Address	Purchase Order	Sales Order	Plant
R-36229	219042	195328	Thornton Stone Quarry

Ticket Date	Ticket Number	Truck Type	Ship to Reference	Product Number	Product Description	Quantity	UOM	Unit Price	Amount	Freight	Fuel Surchg/ Other Fee	Extended Price
09/26/20	1456701465	ST		01653	INDIANA #8 AP CAPP	21.58	Ton	$14.75	$318.31		$0.00	$318.31
09/26/20	1456701503	ST		01653	INDIANA #8 AP CAPP	22.88	Ton	$14.75	$337.48		$0.00	$337.48
09/26/20	1456701519	ST		01653	INDIANA #8 AP CAPP	22.32	Ton	$14.75	$329.22		$0.00	$329.22
09/26/20	1456701536	ST		01653	INDIANA #8 AP CAPP	22.89	Ton	$14.75	$337.63		$0.00	$337.63
09/26/20	1456701592	ST		01653	INDIANA #8 AP CAPP	21.93	Ton	$14.75	$323.47		$0.00	$323.47
09/26/20	1456701594	ST		01653	INDIANA #8 AP CAPP	22.68	Ton	$14.75	$334.53		$0.00	$334.53
09/26/20	1456701599	ST		01653	INDIANA #8 AP CAPP	22.36	Ton	$14.75	$329.81		$0.00	$329.81
09/26/20	1456701646	ST		01653	INDIANA #8 AP CAPP	22.28	Ton	$14.75	$328.63		$0.00	$328.63
09/26/20	1456701667	ST		01653	INDIANA #8 AP CAPP	22.90	Ton	$14.75	$337.78		$0.00	$337.78
09/26/20	1456701668	ST		01653	INDIANA #8 AP CAPP	22.43	Ton	$14.75	$330.85		$0.00	$330.85
09/26/20	1456701709	ST		01653	INDIANA #8 AP CAPP	21.90	Ton	$14.75	$323.03		$0.00	$323.03
09/26/20	1456701712	ST		01653	INDIANA #8 AP CAPP	22.49	Ton	$14.75	$331.73		$0.00	$331.73
09/26/20	1456701716	ST		01653	INDIANA #8 AP CAPP	23.21	Ton	$14.75	$342.35		$0.00	$342.35
09/26/20	1456701738	ST		01653	INDIANA #8 AP CAPP	22.55	Ton	$14.75	$332.62		$0.00	$332.62
09/26/20	1456701744	ST		01653	INDIANA #8 AP CAPP	23.00	Ton	$14.75	$339.25		$0.00	$339.25
09/26/20	1456701750	ST		01653	INDIANA #8 AP CAPP	23.33	Ton	$14.75	$344.12		$0.00	$344.12

--PRODUCT SUMMARY--

$16,313.17 of $28,930.40

01653	INDIANA #8 AP CAPP	1,961.36
	TOTAL QUANTITY -->	1,961.36

Subtotal: ~~$28,930.40~~
Other Fee:
Tax: $0.00

Questions? Please call Customer Care at: 888-895-3938 **Invoice Total: $28,930.40**

This invoice is subject to the terms set forth in the Credit Application and/or General Terms and Conditions of Sale, as well as any additional terms and conditions contained in the Quotation or Order Acknowledgement. Any additional or different terms proposed by Buyer are hereby deemed to be a material alteration and are hereby objected to. All items returned are subject to cartage and handling charges. Accounts are due and payable by the above stated terms. Past due accounts are subject to service charges as outlined in the Credit Application and/or General Terms and Conditions of Sale.

Invoice Number: 5850173
Invoice Date: 09/30/20
Page: 1
Terms of Sale: NET 30 DAYS
Customer Number: 4959008
Tax Code: IN-NONTA
Customer Job: D586-- 45th Ave & Calumet

INVOICE

Lehigh Hanson
HEIDELBERGCEMENT Group

Billing on behalf of:

Material Service Corporation

TO ENSURE PROPER CREDIT, PLEASE INCLUDE THE INVOICE NUMBER WITH YOUR PAYMENT REMIT TO:

15620 Collection Center Drive
Chicago, IL 60693-0156

Tax ID: 36-3817304

WALSH CONST IL LLC

929 W ADAMS ST
CHICAGO, IL 60607-3021

Delivery Address	Purchase Order	Sales Order	Plant
R-36229	219042	195328	Thornton Stone Quarry

Ticket Date	Ticket Number	Truck Type	Ship to Reference	Product Number	Product Description	Quantity	UOM	Unit Price	Amount	Freight	Fuel Surchg/ Other Fee	Extended Price
09/30/20	1456703636	ST		01653	INDIANA #8 AP CAPP	21.76	Ton	$14.75	$320.96		$0.00	$320.96
09/30/20	1456703698	ST		01653	INDIANA #8 AP CAPP	21.04	Ton	$14.75	$310.34		$0.00	$310.34
09/30/20	1456703704	ST		01653	INDIANA #8 AP CAPP	20.64	Ton	$14.75	$304.44		$0.00	$304.44
09/30/20	1456703705	ST		01653	INDIANA #8 AP CAPP	21.52	Ton	$14.75	$317.42		$0.00	$317.42
09/30/20	1456703769	ST		01653	INDIANA #8 AP CAPP	21.36	Ton	$14.75	$315.06		$0.00	$315.06
09/30/20	1456703804	ST		01653	INDIANA #8 AP CAPP	21.21	Ton	$14.75	$312.85		$0.00	$312.85
09/30/20	1456703810	ST		01653	INDIANA #8 AP CAPP	20.88	Ton	$14.75	$307.98		$0.00	$307.98
09/30/20	1456703827	ST		01653	INDIANA #8 AP CAPP	21.57	Ton	$14.75	$318.16		$0.00	$318.16
09/30/20	1456703876	ST		01653	INDIANA #8 AP CAPP	21.00	Ton	$14.75	$309.75		$0.00	$309.75
09/30/20	1456703886	ST		01653	INDIANA #8 AP CAPP	20.78	Ton	$14.75	$306.51		$0.00	$306.51
09/30/20	1456703912	ST		01653	INDIANA #8 AP CAPP	21.91	Ton	$14.75	$323.18		$0.00	$323.18
09/30/20	1456703942	ST		01653	INDIANA #8 AP CAPP	20.96	Ton	$14.75	$309.16		$0.00	$309.16
09/30/20	1456703959	ST		01653	INDIANA #8 AP CAPP	21.10	Ton	$14.75	$311.23		$0.00	$311.23
09/30/20	1456703994	ST		01653	INDIANA #8 AP CAPP	21.91	Ton	$14.75	$323.18		$0.00	$323.18
09/30/20	1456704026	ST		01653	INDIANA #8 AP CAPP	20.84	Ton	$14.75	$307.39		$0.00	$307.39
09/30/20	1456704032	ST		01653	INDIANA #8 AP CAPP	20.95	Ton	$14.75	$309.02		$0.00	$309.02
09/30/20	1456704059	ST		01653	INDIANA #8 AP CAPP	21.75	Ton	$14.75	$320.82		$0.00	$320.82
09/30/20	1456704100	ST		01653	INDIANA #8 AP CAPP	21.21	Ton	$14.75	$312.85		$0.00	$312.85
09/30/20	1456704119	ST		01653	INDIANA #8 AP CAPP	20.23	Ton	$14.75	$298.40		$0.00	$298.40
09/30/20	1456704124	ST		01653	INDIANA #8 AP CAPP	22.00	Ton	$14.75	$324.50		$0.00	$324.50
09/30/20	1456704177	ST		01653	INDIANA #8 AP CAPP	21.17	Ton	$14.75	$312.26		$0.00	$312.26
09/30/20	1456704194	ST		01653	INDIANA #8 AP CAPP	22.06	Ton	$14.75	$325.39		$0.00	$325.39
09/30/20	1456704200	ST		01653	INDIANA #8 AP CAPP	21.14	Ton	$14.75	$311.82		$0.00	$311.82
09/30/20	1456704243	ST		01653	INDIANA #8 AP CAPP	20.83	Ton	$14.75	$307.25		$0.00	$307.25
09/30/20	1456704262	ST		01653	INDIANA #8 AP CAPP	21.46	Ton	$14.75	$316.54		$0.00	$316.54
09/30/20	1456704270	ST		01653	INDIANA #8 AP CAPP	21.56	Ton	$14.75	$318.01		$0.00	$318.01
09/30/20	1456704325	ST		01653	INDIANA #8 AP CAPP	21.31	Ton	$14.75	$314.33		$0.00	$314.33
09/30/20	1456704333	ST		01653	INDIANA #8 AP CAPP	21.76	Ton	$14.75	$320.96		$0.00	$320.96
09/30/20	1456704347	ST		01653	INDIANA #8 AP CAPP	20.84	Ton	$14.75	$307.39		$0.00	$307.39
09/30/20	1456704394	ST		01653	INDIANA #8 AP CAPP	21.88	Ton	$14.75	$322.73		$0.00	$322.73
09/30/20	1456704400	ST		01653	INDIANA #8 AP CAPP	20.67	Ton	$14.75	$304.89		$0.00	$304.89
09/30/20	1456704411	ST		01653	INDIANA #8 AP CAPP	20.88	Ton	$14.75	$307.98		$0.00	$307.98
09/30/20	1456704415	ST		01653	INDIANA #8 AP CAPP	20.61	Ton	$14.75	$304.00		$0.00	$304.00
09/30/20	1456704416	ST		01653	INDIANA #8 AP CAPP	21.82	Ton	$14.75	$321.85		$0.00	$321.85
09/30/20	1456704424	ST		01653	INDIANA #8 AP CAPP	21.29	Ton	$14.75	$314.03		$0.00	$314.03
09/30/20	1456704432	ST		01653	INDIANA #8 AP CAPP	20.92	Ton	$14.75	$308.57		$0.00	$308.57

Questions? Please call Customer Care at: 888-895-3938 **Invoice Total: $11,281.20**

This invoice is subject to the terms set forth in the Credit Application and/or General Terms and Conditions of Sale, as well as any additional terms and conditions contained in the Quotation or Order Acknowledgement. Any additional or different terms proposed by Buyer are hereby deemed to be a material alteration and are hereby objected to. All items returned are subject to cartage and handling charges. Accounts are due and payable by the above stated terms. Past due accounts are subject to service charges as outlined in the Credit Application and/or General Terms and Conditions of Sale.

Invoice Number:	5850173
Invoice Date:	09/30/20
Page:	2
Terms of Sale:	NET 30 DAYS
Customer Number:	4959008
Tax Code:	IN-NONTA
Customer Job:	D586-- 45th Ave & Calumet

INVOICE

Lehigh Hanson
HEIDELBERGCEMENTGroup

Billing on behalf of:

Material Service Corporation

TO ENSURE PROPER CREDIT, PLEASE INCLUDE THE INVOICE NUMBER WITH YOUR PAYMENT REMIT TO:

15620 Collection Center Drive
Chicago, IL 60693-0156

Tax ID: 36-3817304

WALSH CONST IL LLC

929 W ADAMS ST
CHICAGO, IL 60607-3021

Delivery Address	Purchase Order	Sales Order	Plant
R-36229	219042	195328	Thornton Stone Quarry

Ticket Date	Ticket Number	Truck Type	Ship to Reference	Product Number	Product Description	Quantity	UOM	Unit Price	Amount	Freight	Fuel Surchg/ Other Fee	Extended Price

--PRODUCT SUMMARY--

01653	INDIANA #8 AP CAPP	764.82
	TOTAL QUANTITY -->	764.82

$10,661.67 of $11,291.20

Subtotal:	~~$11,281.20~~
Other Fee:	
Tax:	$0.00

Questions? Please call Customer Care at: 888-895-3938 **Invoice Total: $11,281.20**

This invoice is subject to the terms set forth in the Credit Application and/or General Terms and Conditions of Sale, as well as any additional terms and conditions contained in the Quotation or Order Acknowledgement. Any additional or different terms proposed by Buyer are hereby deemed to be a material alteration and are hereby objected to. All items returned are subject to cartage and handling charges. Accounts are due and payable by the above stated terms. Past due accounts are subject to service charges as outlined in the Credit Application and/or General Terms and Conditions of Sale.

Austgen Equipment, Inc.

11309 Broadway, Suite C3
Crown Point, IN 46307
Phone 219-213-2389
Fax 219-779-9623

Invoice

Date:	Invoice #
10/14/2020	41091

Bill To:	Job Address:
WALSH CONSTRUCTION 1260 EAST SUMMIT ST. CROWN POINT, IN 46307	45TH & CALUMET 45TH & CALUMET MUNSTER IN

Terms	Rep	Service Date	Job No.	P.O. Number
Net 30		10/14/2020	6202	

Description	Quantity	Rate	Amount
45TH AND CALUMET			
HOURLY ARTICULATE DUMP TRUCK + DUMP FEES			
363909 9/21 HOURLY	8.00	186.60	1,492.80
DUMP FEES	53.00	66.63	3,531.39
364658 9/21 HOURLY	2.00	186.60	373.20
DUMP FEES	10.00	66.63	666.30
355099 9/21 HOURLY	8.00	186.60	1,492.80
DUMP FEES	53.00	66.63	3,531.39
355100 9/21 HOURLY	2.00	186.60	373.20
DUMP FEES	11.00	66.63	732.93
363915 10/1 HOURLY	8.00	186.60	1,492.80
DUMP FEES	30.00	66.63	1,998.90
363914 10/2 HOURLY	8.00	186.60	1,492.80
DUMP FEES	54.00	66.63	3,598.02

RECEIVED
OCT 22 2020

Please remit to above address	**Total**	$ 20,776.53

EquipmentWatch™

www.equipmentwatch.com

All prices shown in US dollars ($)

Rental Rate Blue Book®

October 26, 2020

Caterpillar 336F
Crawler Mounted Hydraulic Excavators

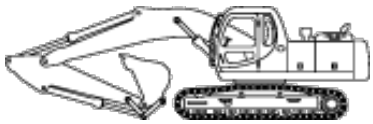

Size Class:
33.1 - 40.0 MTons
Weight:
N/A

Configuration for 336F

Operating Weight	**8400.0 lbs**	Power Mode	**Diesel**

Blue Book Rates

Non-current (i.e. archived) rates: Jan 1, 2020 - Jun 30, 2020

** FHWA Rate is equal to the monthly ownership cost divided by 176 plus the hourly estimated operating cost.

	Ownership Costs				Estimated Operating Costs	FHWA Rate**
	Monthly	**Weekly**	**Daily**	**Hourly**	**Hourly**	**Hourly**
Published Rates	USD $15,860.00	USD $4,440.00	USD $1,110.00	USD $165.00	USD $83.46	USD $173.57
Adjustments						
Region (Troy, Michigan: 104.8%)	USD $761.28	USD $213.12	USD $53.28	USD $7.92		
Model Year (2020: 100%)	-	-	-	-		
Adjusted Hourly Ownership Cost (100%)	-	-	-	-		
Hourly Operating Cost (100%)					-	
Total:	**USD $16,621.28**	**USD $4,653.12**	**USD $1,163.28**	**USD $172.92**	**USD $83.46**	**USD $177.90**

Non-Active Use Rates

	Hourly
Standby Rate	USD $50.05
Idling Rate	USD $133.38

Rate Element Allocation

Element	Percentage	Value
Depreciation (ownership)	37%	USD $5,868.20/mo
Overhaul (ownership)	46%	USD $7,295.60/mo
CFC (ownership)	10%	USD $1,586.00/mo
Indirect (ownership)	6%	USD $951.60/mo
Fuel (operating) @ USD 3.07	47%	USD $38.94/hr

Revised Date: 1st half 2020

These are the most accurate rates for the selected Revision Date(s). However, due to more frequent online updates, these rates may not match Rental Rate Blue Book Print. Visit the Cost Recovery Product Guide on our Help page for more information.

The equipment represented in this report has been exclusively prepared for KEVIN BERGER (kberger@walshgroup.com)

All material herein © 2003-2020 Informa All rights reserved.

www.equipmentwatch.com

EquipmentWatch

www.equipmentwatch.com

All prices shown in US dollars ($)

Rental Rate Blue Book®

November 16, 2020

Deere 650K LGP
Lgp Crawler Dozers

Size Class:
85 - 104 HP
Weight:
N/A

Configuration for 650K LGP

Dozer Type	**PAT**	Operator Protection	**ROPS/FOPS**
Power Mode	**Diesel**		

Blue Book Rates

Non-current (i.e. archived) rates: Jan 1, 2020 - Jun 30, 2020

** FHWA Rate is equal to the monthly ownership cost divided by 176 plus the hourly estimated operating cost.

	Ownership Costs				Estimated Operating Costs	FHWA Rate**
	Monthly	**Weekly**	**Daily**	**Hourly**	**Hourly**	**Hourly**
Published Rates	USD $7,775.00	USD $2,180.00	USD $545.00	USD $82.00	USD $37.40	USD $81.58
Adjustments						
Region (Troy, Michigan: 105.1%)	USD $396.52	USD $111.18	USD $27.80	USD $4.18		
Model Year (2020: 100%)	-	-	-	-		
Adjusted Hourly Ownership Cost (100%)	-	-	-	-		
Hourly Operating Cost (100%)					-	
Total:	**USD $8,171.52**	**USD $2,291.18**	**USD $572.79**	**USD $86.18**	**USD $37.40**	**USD $83.83**

Non-Active Use Rates

	Hourly
Standby Rate	USD $21.36
Idling Rate	USD $59.41

Rate Element Allocation

Element	Percentage	Value
Depreciation (ownership)	29%	USD $2,254.75/mo
Overhaul (ownership)	54%	USD $4,198.50/mo
CFC (ownership)	9%	USD $699.75/mo
Indirect (ownership)	8%	USD $622.00/mo
Fuel (operating) @ USD 3.07	35%	USD $12.98/hr

Revised Date: 1st half 2020

These are the most accurate rates for the selected Revision Date(s). However, due to more frequent online updates, these rates may not match Rental Rate Blue Book Print. Visit the Cost Recovery Product Guide on our Help page for more information.

The equipment represented in this report has been exclusively prepared for KEVIN BERGER (kberger@walshgroup.com)

All material herein © 2003-2020 Informa All rights reserved.

www.equipmentwatch.com

EquipmentWatch

www.equipmentwatch.com

All prices shown in US dollars ($)

Rental Rate Blue Book®

October 30, 2019

Dynapac CA252PDB (disc. 2001)
Single Drum Vibratory Compactors

Size Class:
12.0 - 14.9 MTons
Weight:
MT

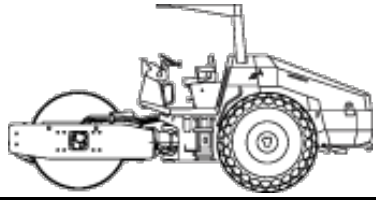

Configuration for CA252PDB (disc. 2001)

Drum Type	**Padfoot**	Drum Width	**84 in**
Net Horsepower	**119 hp**	Power Mode	**Diesel**

Blue Book Rates

** FHWA Rate is equal to the monthly ownership cost divided by 176 plus the hourly estimated operating cost.

	Ownership Costs				Estimated Operating Costs	FHWA Rate**
	Monthly	**Weekly**	**Daily**	**Hourly**	**Hourly**	**Hourly**
Published Rates	USD $4,435.00	USD $1,240.00	USD $310.00	USD $47.00	USD $39.17	USD $64.37
Adjustments						
Region (Chicago, Illinois: 103.3%)	USD $146.35	USD $40.92	USD $10.23	USD $1.55		
Model Year (2001: 100%)	-	-	-	-		
Adjusted Hourly Ownership Cost (100%)	-	-	-	-		
Hourly Operating Cost (100%)					-	
Total:	**USD $4,581.35**	**USD $1,280.92**	**USD $320.23**	**USD $48.55**	**USD $39.17**	**USD $65.20**

Non-Active Use Rates

	Hourly
Standby Rate	USD $19.00
Idling Rate	USD $35.53

Rate Element Allocation

Element	Percentage	Value
Depreciation (ownership)	49%	USD $2,173.15/mo
Overhaul (ownership)	27%	USD $1,197.45/mo
CFC (ownership)	13%	USD $576.55/mo
Indirect (ownership)	11%	USD $487.85/mo
Fuel (operating) @ USD 3.07	24%	USD $9.50/hr

Revised Date: 2nd half 2019

These are the most accurate rates for the selected Revision Date(s). However, due to more frequent online updates, these rates may not match Rental Rate Blue Book Print. Visit the Cost Recovery Product Guide on our Help page for more information.

The equipment represented in this report has been exclusively prepared for KEVIN BERGER (kberger@walshgroup.com)

www.equipmentwatch.com

All material herein © 2003-2019 Informa All rights reserved.

EMPLOYEE INFO		HOURS		LABOR AND BURDEN					EQUIPMENT					PERMANENT MATERIALS					SUBCONTRACTOR					
		RT	OT	RT Rate	OT Rate	Fringes		Total $	Equip.	Cost	Hours	Total	Code	Material	Quantity		Cost	Total	Ticket	Type	Cost	Hours	Total	Notes
9/15/2020																								
Shrader, Scott	OCL1	3		$ 41.55	$ 62.33	$ 35.35	$ 106.05	$ 124.65	CAT 336	$ 177.90	3	$ 533.70	98.0008.00.00											First excavation / Test
9/18/2020																								
Shrader, Scott	OCL1	3		$ 41.55	$ 62.33	$ 35.35	$ 106.05	$ 124.65	CAT 336	$ 117.90	3	$ 353.70	98.0008.00.00											
9/21/2020																								
Shrader, Scott	OCL1	2	4.5	$ 41.55	$ 62.33	$ 35.35	$ 229.78	$ 363.56	CAT 336	$ 117.90	6.5	$ 766.35	98.0008.00.00						364658	AD20	$ 186.60	2	$ 373.20	
																			355100	AD20	$ 186.60	2	$ 373.20	
9/22/2020																								
Shrader, Scott	OCL1	4	0.5	$ 41.55	$ 62.33	$ 35.35	$ 159.08	$ 197.36	CAT 336	$ 117.90	4.5	$ 530.55	98.0008.00.00						357622	AD20	$ 133.00	1	$ 133.00	
Solis, Joseph	LGP1	4		$ 30.91	$ 46.37	$ 19.26	$ 77.04	$ 123.64					98.0008.00.00											
9/24/2020																								
Solis, Joseph	LGP1	2	1	$ 30.91	$ 46.37	$ 19.26	$ 57.78	$ 108.19					31.3523.00.00	Geotextile	100	SY	$ 0.75	$ 75.00						
Jensen, Mike	CMP4	1		$ 28.67	$ 43.01	$ 21.20	$ 21.20	$ 28.67					31.3523.00.00											
9/25/2020																								
Grinder, Chad	OCL1	2	3	$ 41.55	$ 62.33	$ 35.35	$ 176.75	$ 270.08	VOLVO L90	$ 65.95	5	$ 329.75	98.0008.00.00	#8 Stone	555.69	TN	$ 14.75	$ 8,196.43						Backfill
Dubord, Kenneth	OCL1	2		$ 41.55	$ 62.33	$ 35.35	$ 70.70	$ 83.10	JD 650K	$ 83.83	2	$ 167.66	98.0008.00.00											Backfill
Burns, Craig	OCL1	2	3	$ 41.55	$ 62.33	$ 35.35	$ 176.75	$ 270.08	DYNAPAC	$ 64.37	5	$ 321.85	98.0008.00.00											Backfill
Shrader, Scott	OCL1	8	3	$ 41.55	$ 62.33	$ 35.35	$ 388.85	$ 519.38	CAT 336	$ 117.90	11	$ 1,296.90	98.0008.00.00											Backfill
Solis, Joseph	LGP1	1		$ 30.91	$ 46.37	$ 19.26	$ 19.26	$ 30.91					31.3523.00.00	Geotextile	150	SY	$ 0.75	$ 112.50						
Franks, Tommie	LGP1	1		$ 30.91	$ 46.37	$ 19.26	$ 19.26	$ 30.91					31.3523.00.00											
Cordero, Saul	LGP1	1		$ 30.91	$ 46.37	$ 19.26	$ 19.26	$ 30.91					31.3523.00.00											
9/26/2020																								
Dubord, Kenneth	OCL1		8.5	$ 41.55	$ 62.33	$ 35.35	$ 300.48	$ 529.76	JD 650K	$ 83.83	8.5	$ 712.56	98.0008.00.00	#8 Stone	1253.89	TN	$ 14.75	$ 18,494.88						Backfill
Burns, Craig	OCL1		8.5	$ 41.55	$ 62.33	$ 35.35	$ 300.48	$ 529.76	DYNAPAC	$ 64.37	8.5	$ 547.15	98.0008.00.00											Backfill
Franks, Tommie	LGP1		2.5	$ 30.91	$ 46.37	$ 19.26	$ 48.15	$ 115.91					31.3523.00.00	Geotextile	250	SY	$ 0.75	$ 187.50						
Cordero, Saul	LGP1		1	$ 30.91	$ 46.37	$ 19.26	$ 19.26	$ 46.37					31.3523.00.00											
Solis, Joseph	LGP1		1	$ 30.91	$ 46.37	$ 19.26	$ 19.26	$ 46.37					31.3523.00.00											
Total		**28**	**32**			**Total**	**$ 1,873.55**	**$ 2,961.38**				**$ 3,906.41**						**$ 27,066.31**					**$ 879.40**	

Cost Code Breakdown

	RT	OT	01	02	06	08	09	
Total Hours per Cost Code	**28**	**32**	**$ 2,961.38**	**$ 1,873.55**	**$ 3,906.41**	**$ 27,066.31**	**$ 879.40**	**Total**
			$ 2,961.38	**$ 1,873.55**	**$ 3,906.41**	**$ 27,066.31**	**$ 879.40**	**$ 36,687.04**

EXHIBIT H

STEM HEIGHT LEGEND:

- STANDARD UNITS:
  - STD = 5'-0" STEM HEIGHT
  - TQR = 3'-9" STEM HEIGHT
  - HLF = 2'-6" STEM HEIGHT

SHEAR KEY NOTES:

1. WALL IS DESIGNED FOR SPECIFIC NUMBER OF SHEAR KEYS AS SHOWN IN "TYPICAL SECTION AT MAXIMUM HEIGHT" ON SECTION SHEET(S). LOCATION OF SHEAR KEYS CAN BE ADJUSTED IF NECESSARY AT A SPECIFIC LEVEL.

REAR LEVELING PAD LOCATIONS

T-WALL UNIT STEM LENGTHS	FRONT FACE TO C.L. OF REAR LEVELING PAD
12' STEM	9'-6"
16' STEM	11'-6"
20' STEM	15'-6"

This Visual Aid drawing is NOT TO SCALE.

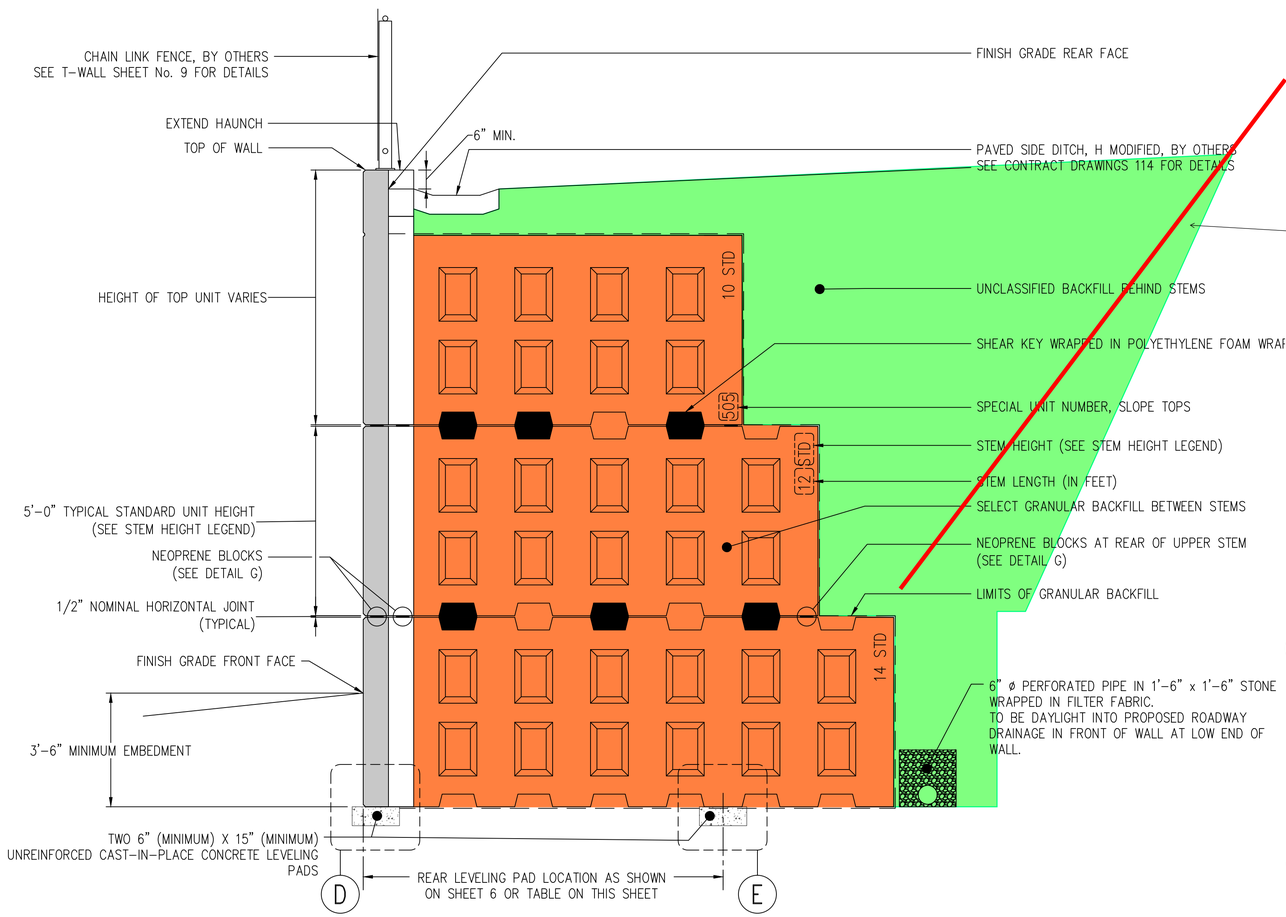

C PARTIAL SECTION SHOWN – TYPICAL DETAILS

NOT ALL DETAILS APPLY. SEE SPECIFIC WALL ELEVATIONS

SCALE: 1/2" =1'-0"

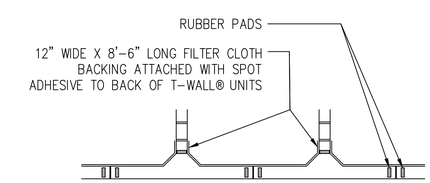

F HORIZONTAL FILTER CLOTH LAYOUT

SCALE: 1/4" =1'-0"

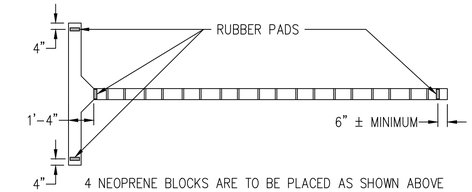

G RUBBER BLOCK PLACEMENT

SCALE: 1/4" =1'-0"

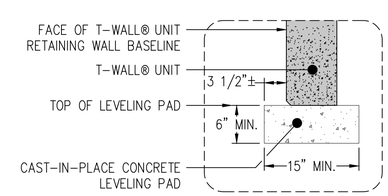

D FRONT LEVELING PAD DETAIL

SCALE: 1" =1'-0"

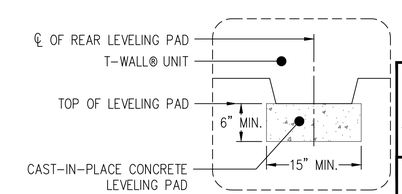

E REAR LEVELING PAD DETAIL

SCALE: 1" =1'-0"

CERTIFIED WITH RESPECT TO INTERNAL STABILITY OF T-WALL STRUCTURES ONLY

ALEXANDER ABRAHAM
REGISTERED
No. PE11700449
STATE OF INDIANA
PROFESSIONAL ENGINEER

1/13/2020

NOTE:
THIS SHEET IS PROVIDED FOR GENERAL INFORMATION PURPOSES ONLY, REFERENCING STANDARD DETAILS APPLICABLE TO ANY T-WALL® STRUCTURE. THIS SHEET IS NOT INTENDED TO PROVIDE DETAILS SPECIFIC TO THE WALL STRUCTURES CONTAINED IN THIS DRAWING PACKAGE. FOR INFORMATION SPECIFIC TO THESE WALLS, SEE THE APPLICABLE DRAWING SHEETS.

INDOT PROJECT NO. 0710056

This drawing contains information proprietary to The Reinforced Earth Company, and is being furnished for the use of INDIANA DEPARTMENT OF TRANSPORTATION only in connection with this project, and the information contained herein is not to be transmitted to any other organization unless specifically authorized in writing by The Reinforced Earth Company. The Reinforced Earth Company is the exclusive licensee in the United States under patents held by our affiliated companies, and the furnishing of this drawing does not constitute an expressed or implied license under any applicable patents.

The design contained on these drawings is based on information provided by the Owner. Based on the geometry, soil density, soil strength and loading parameters provided in the contract plans, the design is certified with respect to 1) Internal Stability and 2) the following Local External Stability conditions: Block Sliding (PR ≥ 1.0), and eccentricity (e < B/6) measured from the center of the reinforced mass. Foundation bearing capacity, settlement and global stability are the responsibility of the Owner.

REINFORCED EARTH®
12001 Sunrise Valley Drive, Suite 400, Reston, VA 20191 (703) 547-8797
www.reinforcedearth.com

"T-WALL®" AND THE REINFORCED EARTH LOGO ARE REGISTERED TRADEMARKS OF THE REINFORCED EARTH COMPANY.

DESIGNED BY: CJW				PROJECT NAME	BRIDGE 45TH GRADE SEPARATION AT C.N.R. – WALL 3	DATE: 07-10-19
PROJECT ENGR: AB				LOCATION	MUNSTER, IN	CONTRACT No: RE-19735 TEL
CHECKED BY: .	1	11/12/2019	REVISED PER REVIEWER COMMENTS	OWNER	INDIANA DEPARTMENT OF TRANSORTATION	DRAWING No: 3 OF 19
ENGR MANAGER: KD	REV.	DATE	DESCRIPTION	DRAWING COVERS	T-WALL NOMENCLATURE (2)	SCALE: AS SHOWN

R:\RE19735_TEL_CN_45_St_Munster_IN\FINAL\ACAD\WALL_3\19735_TEL_TYP_DETAILS.dwg