

Item Selected: 211-02050

Item Desc: B Borrow

Contract No: 36229

Contract: B 36229

of Des: 1

Awarded: 03/04/2019

Work Type: New Bridge, Special

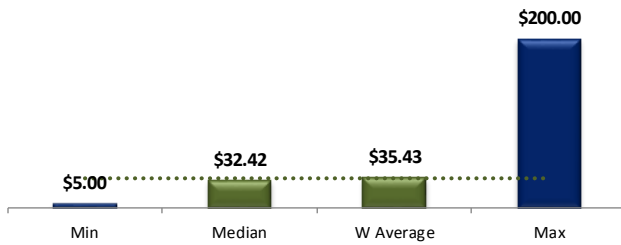
Dist: L

County: Lake

Award \$: \$20,538,846.45

Prime Contractor: Walsh Construction Company li Llc

N = 33



Filtered Data		*2) Enter Range
Min Quantity:	4	250
Max Quantity:	30493	1000
Min Award:	\$89,937	
Max Award:	\$20,538,846	\$20,000,000
From Year	2018	2018
Until Year	2019	

N:	33
Min:	\$5.00
Max:	\$200.00
Straight Av.:	\$31.46
Weighted Av.:	\$35.43
Median	\$32.42
Std Dev.	\$15.13

*3) Optional : % of Price Range to be included (Default 50%):

50.0%	(or: +/- 25% from average)	
from:		to:
\$33.65	< 50% Range <	\$37.21
\$30.27	< 95% Confid. <	\$40.59
	(95% or +/- 47.5 % from average)	

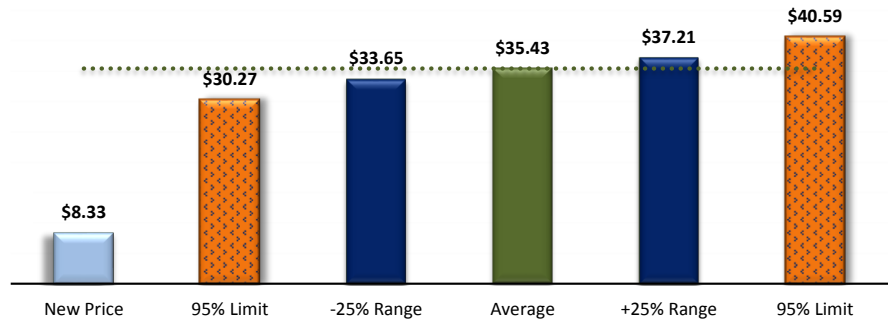
Unit:

CYS

*4) New Price:

\$8.33

Outside 95% limit



Unit (Must show o...

CYS

Optional: Pre

B

R

RS

Optional: Letting Year

2019

2018

2017

2016

2015

2014

Optional: Dist

C

F

G

L

S

V

Advanced: Forecasting and Predicting the Price of Specific Quantity (using Same Selected Ranges, without slicers or manual filters)

1) Click On :

2) Select Yes:

Selected ...

3) One Unit only:

Unit

ACRE

CYS

DAY

4) Enter quantity

1000

(4 < q < 30493)

5) Enter Range:

50%

6) Resize Chart

☐ Higher Estimate

Unit Price

\$725.88

☒ Middle Estimate

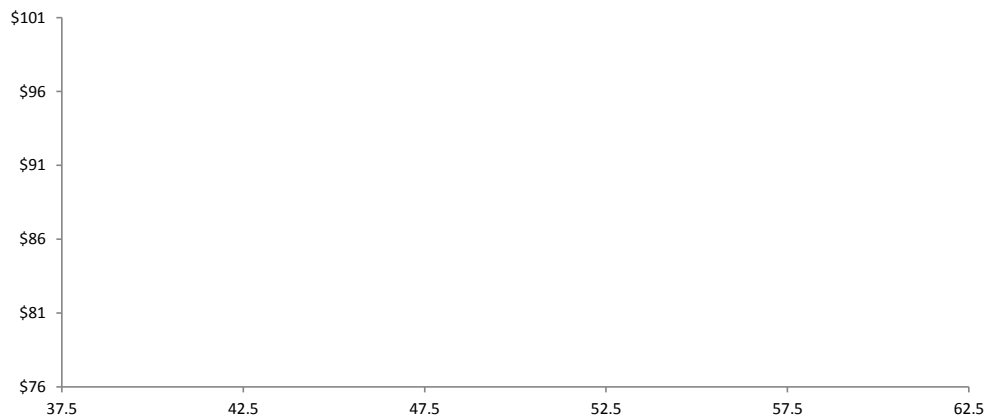
\$675.96

☐ Lower Estimate

\$626.04

Total Amount:

\$675,960.00



Selected Ranges or filters don't match, Check manual filters/optional slicers or Refresh

Optional : Enter Graph Limit to plot the data for quantity:

25%

Below, or

750

25%

Above, or

1250

Comments:

Name:

Date: